

COUNTY OF HANCOCK )  
 )  
 )  
STATE OF ILLINOIS )

CERTIFICATE


I, Holly A. Wilde-Tillman, County Clerk of County of Hancock, State of Illinois, which office is an office of record having a seal, do hereby certify that Valeri K. Dittmer, Burnside, Illinois 62330, representing the Democratic Party, and Lisa Dooley, Warsaw, Illinois 62379 representing the Republican Party served as members of the Canvassing Board for the Consolidated Election held April 1, 2025. The members of the canvassing board hereby affix their seals certifying the official results of the said Consolidated Election. The annexed document is the Official Canvass for Hancock County, Illinois for said General Primary Election.


A total of 3310 persons cast ballots at the ~~Consolidated~~ Election in Hancock County, Illinois.


The following individuals received valid write-in votes at the April 1, 2025, Consolidated Election in Hancock County, Illinois:

<b>Office:</b>	Illini West School Board	
<b>Name:</b>	Beth Newton	<u>30</u>
<b>Office:</b>	Nauvoo-Colusa School Board	
	Michael Siegfried	<u>3</u>
<b>Office:</b>	Dallas Elementary School Board	
	Catherine Smith	<u>52</u>
<b>Office:</b>	Harmony Township Trustee	
	Al Frakes	<u>59</u>
	Chad Dorothy	<u>60</u>
<b>Office:</b>	Village of Bowen Clerk	
	Erika Smith	<u>6</u>
<b>Office:</b>	Rocky Run-Wilcox Township Trustee	
	Brock Yuskis	<u>16</u>

Dated this 15<sup>th</sup> day of April, 2025

  
\_\_\_\_\_  
Lisa Dooley  
Republican County Canvassing Board Member

  
\_\_\_\_\_  
Valeri K. Dittmer  
Democratic County Canvassing Board Member

  
\_\_\_\_\_  
Holly A. Wilde-Tillman  
Hancock County Clerk

(SEAL)

Run Date:04/11/25 01:52 PM

VOTES PERCENT

VOTES PERCENT

HWY. COMMISSIONER DALLAS CITY TWP.  
(VOTE FOR) 1

(WITH 1 OF 1 PRECINCTS COUNTED)		
Martin Sparrow (REP) . . . . .	99	100.00
No Candidate (DEM) . . . . .	0	
Total . . . . .	99	

CLERK FOUNTAIN GREEN TWP.  
(VOTE FOR) 1

(WITH 1 OF 1 PRECINCTS COUNTED)		
Jennifer Little (REP) . . . . .	68	87.18
Julie Eggleston (DEM) . . . . .	10	12.82
Total . . . . .	78	

TRUSTEE DALLAS CITY TWP.  
(VOTE FOR) 4

(WITH 1 OF 1 PRECINCTS COUNTED)		
John A. Wibbell (DEM) . . . . .	86	34.40
Jerry Lillard (DEM) . . . . .	83	33.20
Lowell Newberry (DEM) . . . . .	81	32.40
No Candidate (REP) . . . . .	0	
Total . . . . .	250	

HWY. COMMISSIONER FOUNTAIN GREEN TWP.  
(VOTE FOR) 1

(WITH 1 OF 1 PRECINCTS COUNTED)		
Tom Wear (REP) . . . . .	75	100.00
No Candidate (DEM) . . . . .	0	
Total . . . . .	75	

SUPERVISOR DURHAM TWP.  
(VOTE FOR) 1

(WITH 1 OF 1 PRECINCTS COUNTED)		
Brenda L. Palmer (REP) . . . . .	46	100.00
No Candidate (DEM) . . . . .	0	
Total . . . . .	46	

TRUSTEE FOUNTAIN GREEN TWP.  
(VOTE FOR) 4

(WITH 1 OF 1 PRECINCTS COUNTED)		
Alex Blythe (REP) . . . . .	60	28.44
Duane McDowell (REP) . . . . .	58	27.49
Seth Flynn (REP) . . . . .	55	26.07
Charlie Wear (DEM) . . . . .	38	18.01
Total . . . . .	211	

CLERK DURHAM TWP.  
(VOTE FOR) 1

(WITH 1 OF 1 PRECINCTS COUNTED)		
Theresa Purdy (REP) . . . . .	47	100.00
No Candidate (DEM) . . . . .	0	
Total . . . . .	47	

SUPERVISOR HANCOCK TWP.  
(VOTE FOR) 1

(WITH 1 OF 1 PRECINCTS COUNTED)		
Lonnie Riggins (DEM) . . . . .	43	100.00
No Candidate (REP) . . . . .	0	
Total . . . . .	43	

HWY. COMMISSIONER DURHAM TWP.  
(VOTE FOR) 1

(WITH 1 OF 1 PRECINCTS COUNTED)		
W. David Anderson (REP) . . . . .	47	100.00
No Candidate (DEM) . . . . .	0	
Total . . . . .	47	

CLERK HANCOCK TWP.  
(VOTE FOR) 1

(WITH 1 OF 1 PRECINCTS COUNTED)		
Maggie Bolen (IND) . . . . .	43	100.00
No Candidate (DEM) . . . . .	0	
No Candidate (REP) . . . . .	0	
Total . . . . .	43	

TRUSTEE DURHAM TWP.  
(VOTE FOR) 4

(WITH 1 OF 1 PRECINCTS COUNTED)		
Scott Hocker (REP) . . . . .	46	27.06
Jensen Corzatt (REP) . . . . .	43	25.29
Tim Purdy (REP) . . . . .	41	24.12
Jeff Eckhardt (REP) . . . . .	40	23.53
No Candidate (DEM) . . . . .	0	
Total . . . . .	170	

HWY. COMMISSIONER HANCOCK TWP.  
(VOTE FOR) 1

(WITH 1 OF 1 PRECINCTS COUNTED)		
Tom Main II (REP) . . . . .	42	100.00
No Candidate (DEM) . . . . .	0	
Total . . . . .	42	

SUPERVISOR FOUNTAIN GREEN TWP.  
(VOTE FOR) 1

(WITH 1 OF 1 PRECINCTS COUNTED)		
Jamie Hocker (REP) . . . . .	68	100.00
No Candidate (DEM) . . . . .	0	
Total . . . . .	68	

TRUSTEE HANCOCK TWP.  
(VOTE FOR) 4

(WITH 1 OF 1 PRECINCTS COUNTED)		
Darren K. Spangler (REP) . . . . .	47	27.33
Terenia Fecht (REP) . . . . .	36	20.93
Richard Gray (DEM) . . . . .	31	18.02
Sherrri Main (REP) . . . . .	31	18.02
Andrew Charles Klein (DEM) . . . . .	27	15.70
Total . . . . .	172	

Run Date:04/11/25 01:52 PM

VOTES PERCENT

VOTES PERCENT

SUPERVISOR HARMONY TWP.

(VOTE FOR) 1

(WITH 1 OF 1 PRECINCTS COUNTED)

Samantha Klingler (REP) . . . . .	67	100.00
No Candidate (DEM) . . . . .	0	
Total . . . . .	67	

HWY. COMMISSIONER LaHARPE TWP.

(VOTE FOR) 1

(WITH 2 OF 2 PRECINCTS COUNTED)

Duane Berlett (REP) . . . . .	288	100.00
No Candidate (DEM) . . . . .	0	
Total . . . . .	288	

CLERK HARMONY TWP.

(VOTE FOR) 1

(WITH 1 OF 1 PRECINCTS COUNTED)

Tiffany Long (REP) . . . . .	94	100.00
No Candidate (DEM) . . . . .	0	
Total . . . . .	94	

TRUSTEE LaHARPE TWP.

(VOTE FOR) 4

(WITH 2 OF 2 PRECINCTS COUNTED)

James L. Mohr (REP) . . . . .	269	25.67
Brad Link (REP) . . . . .	267	25.48
Barbara Loudon (REP) . . . . .	261	24.90
Thomas M. Link (REP) . . . . .	251	23.95
No Candidate (DEM) . . . . .	0	
Total . . . . .	1,048	

HWY. COMMISSIONER HARMONY TWP.

(VOTE FOR) 1

(WITH 1 OF 1 PRECINCTS COUNTED)

Mark Harrison (REP) . . . . .	75	100.00
No Candidate (DEM) . . . . .	0	
Total . . . . .	75	

SUPERVISOR MONTEBELLO TWP.

(VOTE FOR) 1

(WITH 4 OF 4 PRECINCTS COUNTED)

Doris Ritter (REP) . . . . .	336	100.00
No Candidate (DEM) . . . . .	0	
Total . . . . .	336	

TRUSTEE HARMONY TWP.

(VOTE FOR) 4

(WITH 1 OF 1 PRECINCTS COUNTED)

WRITE-IN. . . . .	119	35.63
Jim Fink (REP) . . . . .	78	23.35
Alan Byers (REP) . . . . .	75	22.46
Dave Hartweg (REP) . . . . .	32	9.58
Darin Klingler (REP) . . . . .	30	8.98
No Candidate (DEM) . . . . .	0	
Total . . . . .	334	

CLERK MONTEBELLO TWP.

(VOTE FOR) 1

(WITH 4 OF 4 PRECINCTS COUNTED)

Betty S. Buckert (REP) . . . . .	340	100.00
No Candidate (DEM) . . . . .	0	
Total . . . . .	340	

SUPERVISOR LaHARPE TWP.

(VOTE FOR) 1

(WITH 2 OF 2 PRECINCTS COUNTED)

John R. Loudon Jr. (REP) . . . . .	285	100.00
No Candidate (DEM) . . . . .	0	
Total . . . . .	285	

ASSESSOR MONTEBELLO TWP.

(VOTE FOR) 1

(WITH 4 OF 4 PRECINCTS COUNTED)

Kirk E. Cameron (REP) . . . . .	313	100.00
No Candidate (DEM) . . . . .	0	
Total . . . . .	313	

CLERK LaHARPE TWP.

(VOTE FOR) 1

(WITH 2 OF 2 PRECINCTS COUNTED)

Deanna B. Stambaugh (REP) . . . . .	296	100.00
No Candidate (DEM) . . . . .	0	
Total . . . . .	296	

HWY. COMMISSIONER MONTEBELLO TWP.

(VOTE FOR) 1

(WITH 4 OF 4 PRECINCTS COUNTED)

David L. Reneau (REP) . . . . .	318	100.00
No Candidate (DEM) . . . . .	0	
Total . . . . .	318	

ASSESSOR LaHARPE TWP.

(VOTE FOR) 1

(WITH 2 OF 2 PRECINCTS COUNTED)

Rex Johnson (REP) . . . . .	300	100.00
No Candidate (DEM) . . . . .	0	
Total . . . . .	300	

TRUSTEE MONTEBELLO TWP.

(VOTE FOR) 4

(WITH 4 OF 4 PRECINCTS COUNTED)

Josh Turner (REP) . . . . .	309	26.59
Cindy Figge (REP) . . . . .	296	25.47
Dale W. Mulch (REP) . . . . .	286	24.61
Pamela Gooding (REP) . . . . .	271	23.32
No Candidate (DEM) . . . . .	0	
Total . . . . .	1,162	

Run Date:04/11/25 01:52 PM

VOTES PERCENT

VOTES PERCENT

SUPERVISOR NAUVOO TWP.  
(VOTE FOR) 1  
(WITH 1 OF 1 PRECINCTS COUNTED)

Thomas Brown (REP)	199	100.00
No Candidate (DEM)	0	
Total	199	

COMM.BLDG.BD. PILOT GROVE TWP.  
(VOTE FOR) 3  
(WITH 1 OF 1 PRECINCTS COUNTED)

Ronda L. Johnson	98	32.45
Kirstin Cramer	90	29.80
Ruby Duffy	77	25.50
Rena Rose	37	12.25
Total	302	

CLERK NAUVOO TWP.  
(VOTE FOR) 1  
(WITH 1 OF 1 PRECINCTS COUNTED)

Kimberly Logan (REP)	193	100.00
No Candidate (DEM)	0	
Total	193	

SUPERVISOR PONTOOSUC TWP.  
(VOTE FOR) 1  
(WITH 1 OF 1 PRECINCTS COUNTED)

John Hogan (REP)	75	100.00
No Candidate (DEM)	0	
Total	75	

TRUSTEE NAUVOO TWP.  
(VOTE FOR) 4  
(WITH 1 OF 1 PRECINCTS COUNTED)

James Ralph (REP)	153	34.30
Bill Schneider (REP)	148	33.18
David Rhodes (REP)	145	32.51
No Candidate (DEM)	0	
Total	446	

CLERK PONTOOSUC TWP.  
(VOTE FOR) 1  
(WITH 1 OF 1 PRECINCTS COUNTED)

Jessica Gnann (REP)	45	53.57
Jan M. Tripp (DEM)	39	46.43
Total	84	

SUPERVISOR PILOT GROVE TWP.  
(VOTE FOR) 1  
(WITH 1 OF 1 PRECINCTS COUNTED)

Donna Kleopfer (REP)	113	100.00
No Candidate (DEM)	0	
Total	113	

HWY. COMMISSIONER PONTOOSUC TWP.  
(VOTE FOR) 1  
(WITH 1 OF 1 PRECINCTS COUNTED)

Josh Dooley (REP)	74	100.00
No Candidate (DEM)	0	
Total	74	

CLERK PILOT GROVE TWP.  
(VOTE FOR) 1  
(WITH 1 OF 1 PRECINCTS COUNTED)

Nancy Pettit (REP)	112	100.00
No Candidate (DEM)	0	
Total	112	

TRUSTEE PONTOOSUC TWP.  
(VOTE FOR) 4  
(WITH 1 OF 1 PRECINCTS COUNTED)

Roger Hogan (REP)	62	28.44
Robert A. Hedges (REP)	54	24.77
Paul McEntee (DEM)	53	24.31
Jacob Woolverton (REP)	49	22.48
Total	218	

HWY. COMMISSIONER PILOT GROVE TWP.  
(VOTE FOR) 1  
(WITH 1 OF 1 PRECINCTS COUNTED)

Jerry Green (REP)	86	71.67
Ross Reidner (DEM)	34	28.33
Total	120	

SUPERVISOR PRAIRIE TWP.  
(VOTE FOR) 1  
(WITH 1 OF 1 PRECINCTS COUNTED)

Teresa L. Smith (REP)	63	100.00
No Candidate (DEM)	0	
Total	63	

TRUSTEE PILOT GROVE TWP.  
(VOTE FOR) 4  
(WITH 1 OF 1 PRECINCTS COUNTED)

Donna Cramer (REP)	97	23.89
Mark Pettit (REP)	94	23.15
Billy Cramer (REP)	93	22.91
Dan Johnson (REP)	90	22.17
Stephen Dowell (DEM)	32	7.88
Total	406	

CLERK PRAIRIE TWP.  
(VOTE FOR) 1  
(WITH 1 OF 1 PRECINCTS COUNTED)

Rod McGaughey (REP)	63	100.00
No Candidate (DEM)	0	
Total	63	

Run Date:04/11/25 01:52 PM

VOTES PERCENT

VOTES PERCENT

HWY. COMMISSIONER PRAIRIE TWP.

(VOTE FOR) 1

(WITH 1 OF 1 PRECINCTS COUNTED)

Travis L. Smith (REP)	64	100.00
No Candidate (DEM)	0	
Total	64	

CLERK ROCKY RUN-WILCOX TWP.

(VOTE FOR) 1

(WITH 1 OF 1 PRECINCTS COUNTED)

Joanne Beeeler (REP)	51	100.00
No Candidate (DEM)	0	
Total	51	

TRUSTEE PRAIRIE TWP.

(VOTE FOR) 4

(WITH 1 OF 1 PRECINCTS COUNTED)

Sam Wood (REP)	56	25.69
Charles Fink (REP)	55	25.23
Duane Fugate (REP)	54	24.77
Andrew Shoen (REP)	53	24.31
No Candidate (DEM)	0	
Total	218	

HWY. COMMISSIONER ROCKY RUN-WILCOX TWP.

(VOTE FOR) 1

(WITH 1 OF 1 PRECINCTS COUNTED)

Schylar Hochgraber (REP)	48	100.00
No Candidate (DEM)	0	
Total	48	

SUPERVISOR ROCK CREEK TWP.

(VOTE FOR) 1

(WITH 1 OF 1 PRECINCTS COUNTED)

Bryan Scheetz (REP)	84	100.00
No Candidate (DEM)	0	
Total	84	

TRUSTEE ROCKY RUN-WILCOX TWP.

(VOTE FOR) 4

(WITH 1 OF 1 PRECINCTS COUNTED)

Brandon Grunewald (REP)	47	30.72
Sierra Hochgraber (REP)	46	30.07
Whitney Hochgraber (REP)	44	28.76
WRITE-IN	16	10.46
No Candidate (DEM)	0	
Total	153	

CLERK ROCK CREEK TWP.

(VOTE FOR) 1

(WITH 1 OF 1 PRECINCTS COUNTED)

Michelle Merritt (REP)	82	100.00
No Candidate (DEM)	0	
Total	82	

SUPERVISOR SONORA TWP.

(VOTE FOR) 1

(WITH 1 OF 1 PRECINCTS COUNTED)

Trisha Lowman (REP)	88	100.00
No Candidate (DEM)	0	
Total	88	

HWY. COMMISSIONER ROCK CREEK TWP.

(VOTE FOR) 1

(WITH 1 OF 1 PRECINCTS COUNTED)

Eric Martin (REP)	82	100.00
No Candidate (DEM)	0	
Total	82	

CLERK SONORA TWP.

(VOTE FOR) 1

(WITH 1 OF 1 PRECINCTS COUNTED)

Sarah Kohl (REP)	85	100.00
No Candidate (DEM)	0	
Total	85	

TRUSTEE ROCK CREEK TWP.

(VOTE FOR) 4

(WITH 1 OF 1 PRECINCTS COUNTED)

Matt Merritt (REP)	78	26.99
Tonia Carlisle (REP)	72	24.91
Jim Morrison (REP)	72	24.91
Braxton Boyer (REP)	67	23.18
No Candidate (DEM)	0	
Total	289	

HWY. COMMISSIONER SONORA TWP.

(VOTE FOR) 1

(WITH 1 OF 1 PRECINCTS COUNTED)

Tyler Priebe (REP)	88	100.00
No Candidate (DEM)	0	
Total	88	

SUPERVISOR ROCKY RUN-WILCOX TWP.

(VOTE FOR) 1

(WITH 1 OF 1 PRECINCTS COUNTED)

Larry Mulch (REP)	48	100.00
No Candidate (DEM)	0	
Total	48	

TRUSTEE SONORA TWP.

(VOTE FOR) 4

(WITH 1 OF 1 PRECINCTS COUNTED)

Ronald Starr (REP)	80	23.26
Joe Radel (REP)	79	22.97
Nolan Wilkens (REP)	78	22.67
Wm. Alan Metternich (DEM)	67	19.48
Doug Marshall (REP)	40	11.63
Total	344	

Run Date:04/11/25 01:52 PM

VOTES PERCENT

VOTES PERCENT

SUPERVISOR ST. ALBANS TWP.

(VOTE FOR) 1

(WITH 1 OF 1 PRECINCTS COUNTED)

Tammy Dighton (REP)	26	100.00
No Candidate (DEM)	0	
Total	26	

CLERK ST. ALBANS TWP.

(VOTE FOR) 1

(WITH 1 OF 1 PRECINCTS COUNTED)

Lisa Bruenger (REP)	31	100.00
No Candidate (DEM)	0	
Total	31	

HWY. COMMISSIONER ST. ALBANS TWP.

(VOTE FOR) 1

(WITH 1 OF 1 PRECINCTS COUNTED)

Robert L. Dighton (REP)	28	100.00
No Candidate (DEM)	0	
Total	28	

TRUSTEE ST. ALBANS TWP.

(VOTE FOR) 4

(WITH 1 OF 1 PRECINCTS COUNTED)

M. Keith Bruns (REP)	27	34.62
Bryan Knorr (REP)	27	34.62
Andrew Gastler (REP)	24	30.77
No Candidate (DEM)	0	
Total	78	

SUPERVISOR ST. MARYS TWP.

(VOTE FOR) 1

(WITH 1 OF 1 PRECINCTS COUNTED)

Brian Castlebury (DEM)	75	100.00
No Candidate (REP)	0	
Total	75	

CLERK ST. MARYS TWP.

(VOTE FOR) 1

(WITH 1 OF 1 PRECINCTS COUNTED)

Mary Lea Castlebury (REP)	81	100.00
No Candidate (DEM)	0	
Total	81	

HWY. COMMISSIONER ST. MARYS TWP.

(VOTE FOR) 1

(WITH 1 OF 1 PRECINCTS COUNTED)

Mark L. Kelly (REP)	80	100.00
No Candidate (DEM)	0	
Total	80	

TRUSTEE ST. MARYS TWP.

(VOTE FOR) 4

(WITH 1 OF 1 PRECINCTS COUNTED)

Frederick Hoelscher (REP)	71	27.73
Harry J. Douglas (REP)	69	26.95
Elden Castlebury (DEM)	63	24.61
Edwin D. Powell (DEM)	53	20.70
Total	256	

SUPERVISOR WALKER TWP.

(VOTE FOR) 1

(WITH 1 OF 1 PRECINCTS COUNTED)

E. Thomas Mecklenburg (REP)	48	100.00
No Candidate (DEM)	0	
Total	48	

CLERK WALKER TWP.

(VOTE FOR) 1

(WITH 1 OF 1 PRECINCTS COUNTED)

Deane A. Morey (REP)	48	100.00
No Candidate (DEM)	0	
Total	48	

HWY. COMMISSIONER WALKER TWP.

(VOTE FOR) 1

(WITH 1 OF 1 PRECINCTS COUNTED)

Jay Roskamp (REP)	46	100.00
No Candidate (DEM)	0	
Total	46	

TRUSTEE WALKER TWP.

(VOTE FOR) 4

(WITH 1 OF 1 PRECINCTS COUNTED)

Max Roskamp (REP)	48	25.53
Kevin Roskamp (REP)	48	25.53
Wayne Spory (REP)	47	25.00
Stephen Mulch (REP)	45	23.94
No Candidate (DEM)	0	
Total	188	

SUPERVISOR WARSAW TWP.

(VOTE FOR) 1

(WITH 3 OF 3 PRECINCTS COUNTED)

Gina Clarke (REP)	356	100.00
No Candidate (DEM)	0	
Total	356	

CLERK WARSAW TWP.

(VOTE FOR) 1

(WITH 3 OF 3 PRECINCTS COUNTED)

Joseph Clarke (REP)	371	100.00
No Candidate (DEM)	0	
Total	371	

Run Date:04/11/25 01:52 PM

VOTES PERCENT

VOTES PERCENT

TRUSTEE WARSAW TWP.  
(VOTE FOR) 4  
(WITH 3 OF 3 PRECINCTS COUNTED)

Joshua Smith (REP)	258	34.54
Dustin Winkler (REP)	253	33.87
John Casey (DEM)	236	31.59
Total	747	

SUPERVISOR WYTHE TWP.  
(VOTE FOR) 1  
(WITH 1 OF 1 PRECINCTS COUNTED)

Gregory Sandidge (DEM)	84	100.00
No Candidate (REP)	0	
Total	84	

CLERK WYTHE TWP.  
(VOTE FOR) 1  
(WITH 1 OF 1 PRECINCTS COUNTED)

Lexis Hoener (REP)	90	100.00
No Candidate (DEM)	0	
Total	90	

HWY. COMMISSIONER WYTHE TWP.  
(VOTE FOR) 1  
(WITH 1 OF 1 PRECINCTS COUNTED)

Marc Huls (REP)	66	58.41
Michael Wright (DEM)	47	41.59
Total	113	

TRUSTEE WYTHE TWP.  
(VOTE FOR) 4  
(WITH 1 OF 1 PRECINCTS COUNTED)

Tim Schilson (REP)	79	25.90
Margaret Althide (REP)	78	25.57
Brandon Althide (REP)	78	25.57
Brandon Koehler (REP)	70	22.95
No Candidate (DEM)	0	
Total	305	

MULTI-TWP. ASSESSOR DISTRICT A  
(VOTE FOR) 1  
(WITH 3 OF 3 PRECINCTS COUNTED)

No Candidate (REP)	0	
No Candidate (DEM)	0	

MULTI-TWP. ASSESSOR DISTRICT B  
(VOTE FOR) 1  
(WITH 2 OF 2 PRECINCTS COUNTED)

No Candidate (REP)	0	
No Candidate (DEM)	0	

MULTI-TWP. ASSESSOR DISTRICT C  
(VOTE FOR) 1  
(WITH 2 OF 2 PRECINCTS COUNTED)

No Candidate (REP)	0	
No Candidate (DEM)	0	

MULTI-TWP. ASSESSOR DISTRICT F  
(VOTE FOR) 1  
(WITH 1 OF 1 PRECINCTS COUNTED)

David N. Walker (REP)	55	100.00
No Candidate (DEM)	0	
Total	55	

MULTI-TWP. ASSESSOR DISTRICT G  
(VOTE FOR) 1  
(WITH 1 OF 1 PRECINCTS COUNTED)

No Candidate (REP)	0	
No Candidate (DEM)	0	

MULTI-TWP. ASSESSOR DISTRICT H  
(VOTE FOR) 1  
(WITH 3 OF 3 PRECINCTS COUNTED)

Megan Hoener (REP)	132	100.00
No Candidate (DEM)	0	
Total	132	

MULTI-TWP. ASSESSOR DISTRICT I  
(VOTE FOR) 1  
(WITH 3 OF 3 PRECINCTS COUNTED)

Christina Roberts (REP)	218	100.00
No Candidate (DEM)	0	
Total	218	

MULTI-TWP. ASSESSOR DIST B  
(VOTE FOR) 1  
(WITH 1 OF 1 PRECINCTS COUNTED)

No Candidate (DEM)	0	
No Candidate (REP)	0	

MULTI-TWP. ASSESSOR DIST C  
(VOTE FOR) 1  
(WITH 2 OF 2 PRECINCTS COUNTED)

No Candidate (DEM)	0	
No Candidate (REP)	0	

MULTI-TWP. ASSESSOR DIST F  
(VOTE FOR) 1  
(WITH 4 OF 4 PRECINCTS COUNTED)

David N. Walker (REP)	315	100.00
No Candidate (DEM)	0	
Total	315	

Run Date:04/11/25 01:52 PM

MULTI-TWP. ASSESSOR DIST G  
(VOTE FOR) 1  
(WITH 3 OF 3 PRECINCTS COUNTED)  
No Candidate (DEM) . . . . . 0  
No Candidate (REP) . . . . . 0

MULTI-TWP. ASSESSOR DIST H  
(VOTE FOR) 1  
(WITH 1 OF 1 PRECINCTS COUNTED)  
Megan Hoener (REP) . . . . . 93 100.00  
No Candidate (DEM) . . . . . 0  
Total . . . . . 93

MULTI-TWP. ASSESSOR DIST I  
(VOTE FOR) 1  
(WITH 1 OF 1 PRECINCTS COUNTED)  
Christina Roberts (REP). . . . . 74 100.00  
No Candidate (DEM) . . . . . 0  
Total . . . . . 74

COMMISSIONER CARTHAGE PARK DIST.  
(VOTE FOR) 2  
(WITH 3 OF 3 PRECINCTS COUNTED)  
No Candidate . . . . . 0

COMMISSIONER CHILI TWP PARK DIST.  
(VOTE FOR) 1  
(WITH 1 OF 1 PRECINCTS COUNTED)  
No Candidate . . . . . 0

COMMISSIONER (6YR) DALLAS CITY PARK DIST.  
(VOTE FOR) 1  
(WITH 1 OF 1 PRECINCTS COUNTED)  
Ross Allen Hutson. . . . . 75 100.00  
Total . . . . . 75

COMMISSIONER (UNEX.4YR) DALLAS CITY PARK DIST.  
(VOTE FOR) 1  
(WITH 1 OF 1 PRECINCTS COUNTED)  
Lucille Michelle Gold . . . . . 72 100.00  
Total . . . . . 72

COMMISSIONER (UNEX.2YR) DALLAS CITY PARK DIST.  
(VOTE FOR) 1  
(WITH 1 OF 1 PRECINCTS COUNTED)  
Erica Noelle Ferguson . . . . . 66 100.00  
Total . . . . . 66

COMMISSIONER (6YR) HAMILTON PARK DIST.  
(VOTE FOR) 1  
(WITH 3 OF 3 PRECINCTS COUNTED)  
Sarah Rahn . . . . . 250 100.00  
Total . . . . . 250

COMMISSIONER (UNEX.4YR) HAMILTON PARK DIST.  
(VOTE FOR) 1  
(WITH 3 OF 3 PRECINCTS COUNTED)  
Kane Asbridge . . . . . 260 100.00  
Total . . . . . 260

COMMISSIONER LAHARPE PARK DIST.  
(VOTE FOR) 1  
(WITH 2 OF 2 PRECINCTS COUNTED)  
Barry Wright . . . . . 242 100.00  
Total . . . . . 242

COMMISSIONER NAUVOO PARK DIST.  
(VOTE FOR) 2  
(WITH 2 OF 2 PRECINCTS COUNTED)  
Jamie Steen. . . . . 189 57.10  
Jackie Mathews. . . . . 142 42.90  
Total . . . . . 331

COMMISSIONER WARSAW PARK DIST.  
(VOTE FOR) 2  
(WITH 3 OF 3 PRECINCTS COUNTED)  
Sharon McAllister. . . . . 332 58.55  
Tom Hansen . . . . . 235 41.45  
Total . . . . . 567

TRUSTEE BLANDINSVILLE HIRE PLD  
(VOTE FOR) 3  
(WITH 1 OF 1 PRECINCTS COUNTED)  
Kristina Thrapp . . . . . 4 44.44  
Amanda Kreps . . . . . 3 33.33  
Deloris Rodeffer . . . . . 2 22.22  
Total . . . . . 9

TRUSTEE (FULL) CARTHAGE PLD  
(VOTE FOR) 2  
(WITH 10 OF 10 PRECINCTS COUNTED)  
Rose Fisher. . . . . 663 100.00  
Total . . . . . 663

TRUSTEE (UNEX.2YR) CARTHAGE PLD  
(VOTE FOR) 1  
(WITH 10 OF 10 PRECINCTS COUNTED)  
Ann L. Thompson . . . . . 658 100.00  
Total . . . . . 658



SUMMARY REPORT

Hancock County  
Summary Report  
April 1, 2025

Run Date:04/11/25 01:52 PM

VOTES PERCENT

TRUSTEE FOUR STAR PLD  
(VOTE FOR) 4  
(WITH 3 OF 3 PRECINCTS COUNTED)

Connie Bealor . . . . .	1	25.00
Marcia Cornwell . . . . .	1	25.00
Marcia Shieferdecker . . . . .	1	25.00
Belinda Schoch . . . . .	1	25.00
Total . . . . .	4	

TRUSTEE GREATER WEST CENTRAL PLD  
(VOTE FOR) 2  
(WITH 6 OF 6 PRECINCTS COUNTED)

Brea Corrigan . . . . .	243	57.86
Connie Haschemeyer . . . . .	177	42.14
Total . . . . .	420	

TRUSTEE LAHARPE CARNEGIE PLD  
(VOTE FOR) 4  
(WITH 6 OF 6 PRECINCTS COUNTED)

Sharla Lenix . . . . .	354	57.56
Janet Gladu . . . . .	261	42.44
Total . . . . .	615	

BD.MBR. CARTHAGE ELEM. SD 317  
(VOTE FOR) 4  
(WITH 11 OF 11 PRECINCTS COUNTED)

Jacob Murphy . . . . .	605	25.31
Gary N. Jackson . . . . .	516	21.59
Linda Brooks Housewright . . . . .	495	20.71
Stephanie Kristine Fitch . . . . .	433	18.12
Christina White . . . . .	341	14.27
Total . . . . .	2,390	

BD.MBR. DALLAS ELEM. SD 327  
(VOTE FOR) 3  
(WITH 3 OF 3 PRECINCTS COUNTED)

WRITE-IN . . . . .	58	100.00
No Candidate . . . . .	0	
Total . . . . .	58	

BD.MBR. (T5N R8W) HAMILTON CCSD 328  
(VOTE FOR) 2  
(WITH 8 OF 8 PRECINCTS COUNTED)

Jordan A. Hawes . . . . .	393	53.76
Michelle Monroe . . . . .	338	46.24
Total . . . . .	731	

BD.MBR. (REM.CNG.TWPS) HAMILTON CCSD 328  
(VOTE FOR) 2  
(WITH 8 OF 8 PRECINCTS COUNTED)

Craig Harmon . . . . .	375	51.30
Nick Capaldo . . . . .	356	48.70
Total . . . . .	731	

VOTES PERCENT

BD.MBR. (4YR) LAHARPE CUSD 347  
(VOTE FOR) 4  
(WITH 6 OF 6 PRECINCTS COUNTED)

Joshua B. Gebhardt . . . . .	308	21.12
Josh Walker . . . . .	303	20.78
Chad M. Burt . . . . .	290	19.89
Joni Dowell . . . . .	289	19.82
William Collins . . . . .	268	18.38
Total . . . . .	1,458	

BD.MBR. (UNEX.2YR) MENDON CUSD 4  
(VOTE FOR) 1  
(WITH 3 OF 3 PRECINCTS COUNTED)

No Candidate . . . . .	0	
------------------------	---	--

BD.MBR. (4YR) MENDON CUSD 4  
(VOTE FOR) 3  
(WITH 3 OF 3 PRECINCTS COUNTED)

Ashley Faye Shaffer . . . . .	1	33.33
Matt Garmer . . . . .	1	33.33
Eric McClelland . . . . .	1	33.33
Michael Andrew Mealiff . . . . .	0	
Kenneth Beal . . . . .	0	
Total . . . . .	3	

BD.MBR. NAUVOO-COLUSA CUSD 325  
(VOTE FOR) 4  
(WITH 8 OF 8 PRECINCTS COUNTED)

Jordan Squire . . . . .	303	52.60
Wayne J. Jespersen . . . . .	257	44.62
WRITE-IN . . . . .	16	2.78
Total . . . . .	576	

BD.MBR. (UNEX.2YR) SOUTHEASTERN CUSD 337  
(VOTE FOR) 1  
(WITH 6 OF 6 PRECINCTS COUNTED)

Mark Hitz . . . . .	220	100.00
Total . . . . .	220	

BD.MBR. (4YR) SOUTHEASTERN CUSD 337  
(VOTE FOR) 4  
(WITH 6 OF 6 PRECINCTS COUNTED)

Gregory A. Tippey . . . . .	230	26.90
Cole Lanning . . . . .	227	26.55
Jeremy Stephens . . . . .	202	23.63
Jordan Henry . . . . .	196	22.92
Total . . . . .	855	

Run Date:04/11/25 01:52 PM

VOTES PERCENT

VOTES PERCENT

BD.MBR. WARSAW CUSD 316  
(VOTE FOR) 4

(WITH 7 OF 7 PRECINCTS COUNTED)

Jared M. Roskamp . . . . .	468	27.92
Tea A. Cameron. . . . .	457	27.27
Amber Ruskell-Lamer . . . . .	385	22.97
E. Thomas Mecklenburg . . . . .	366	21.84
Total . . . . .	1,676	

TRUSTEE JOHN WOOD CCD 539  
(VOTE FOR) 2

(WITH 6 OF 6 PRECINCTS COUNTED)

R. Kent Snider. . . . .	76	31.40
Christopher Adam Holtschlag . . . . .	70	28.93
Andrew Sprague. . . . .	57	23.55
Elizabeth Weas Cash . . . . .	39	16.12
Total . . . . .	242	

BD.MBR. (#317) ILLINI WEST HSD 307  
(VOTE FOR) 1

(WITH 17 OF 17 PRECINCTS COUNTED)

No Candidate . . . . .	0	
------------------------	---	--

REG.SCH.TRUSTEES (6YR) (ABCMP5)  
(VOTE FOR) 2

(WITH 3 OF 3 PRECINCTS COUNTED)

No Candidate . . . . .	0	
------------------------	---	--

BD.MBR. (327-UNEX.2YR) ILLINI WEST HSD 307  
(VOTE FOR) 1

(WITH 17 OF 17 PRECINCTS COUNTED)

No Candidate . . . . .	0	
------------------------	---	--

REG.SCH.TRUSTEES (UNEX.4YR) (ABCMP5)  
(VOTE FOR) 3

(WITH 3 OF 3 PRECINCTS COUNTED)

Michael J. Blickhan . . . . .	1	100.00
Total . . . . .	1	

BD.MBR. (327-4YR) ILLINI WEST HSD 307  
(VOTE FOR) 1

(WITH 17 OF 17 PRECINCTS COUNTED)

WRITE-IN. . . . .	58	100.00
No Candidate . . . . .	0	
Total . . . . .	58	

REG.SCH.TRUSTEES (6YR) (FHMS)  
(VOTE FOR) 2

(WITH 33 OF 33 PRECINCTS COUNTED)

Sally S. Bair . . . . .	2,111	100.00
Total . . . . .	2,111	

BD.MBR. (347-UNEX.2YR) ILLINI WEST HSD 307  
(VOTE FOR) 1

(WITH 17 OF 17 PRECINCTS COUNTED)

No Candidate . . . . .	0	
------------------------	---	--

REG.SCH.TRUSTEES (UNEX.4YR) (FHMS)  
(VOTE FOR) 1

(WITH 33 OF 33 PRECINCTS COUNTED)

No Candidate . . . . .	0	
------------------------	---	--

BD.MBR. (347-4YR) ILLINI WEST HSD 307  
(VOTE FOR) 1

(WITH 17 OF 17 PRECINCTS COUNTED)

Darcy Stonger . . . . .	1,011	100.00
Total . . . . .	1,011	

COUNTY SCHOOL SALES TAX QUESTION  
(VOTE FOR) 1

(WITH 33 OF 33 PRECINCTS COUNTED)

NO. . . . .	1,737	53.81
YES . . . . .	1,491	46.19
Total . . . . .	3,228	

TRUSTEE (6YR) CARL SANDBURG CCD 518  
(VOTE FOR) 2

(WITH 31 OF 31 PRECINCTS COUNTED)

Angel Peterson. . . . .	1,467	43.36
Jeffrey T. Whitsitt . . . . .	1,266	37.42
DeVone Eurales. . . . .	650	19.21
Total . . . . .	3,383	

LA HARPE CUSD 347 QUESTION LaHARPE CUSD 347  
(VOTE FOR) 1

(WITH 6 OF 6 PRECINCTS COUNTED)

YES . . . . .	286	63.84
NO. . . . .	162	36.16
Total . . . . .	448	

TRUSTEE (UNEX.2YR) CARL SANDBURG CCD 518  
(VOTE FOR) 1

(WITH 31 OF 31 PRECINCTS COUNTED)

Lee E. Johnson. . . . .	2,050	100.00
Total . . . . .	2,050	