

COUNTY OF HANCOCK )  
 )  
 )  
STATE OF ILLINOIS )

CERTIFICATE


I, Holly A. Wilde-Tillman, County Clerk of County of Hancock, State of Illinois, which office is an office of record having a seal, do hereby certify that Valeri K. Dittmer, Burnside, Illinois 62330, representing the Democratic Party, and Lisa Dooley, Warsaw, Illinois 62379 representing the Republican Party served as members of the Canvassing Board for the Consolidated Election held April 1, 2025. The members of the canvassing board hereby affix their seals certifying the official results of the said Consolidated Election. The annexed document is the Official Canvass for Hancock County, Illinois for said General Primary Election.


A total of 3310 persons cast ballots at the ~~Consolidated~~ Election in Hancock County, Illinois.


The following individuals received valid write-in votes at the April 1, 2025, Consolidated Election in Hancock County, Illinois:

<b>Office:</b>	Illini West School Board	
<b>Name:</b>	Beth Newton	<u>30</u>
<b>Office:</b>	Nauvoo-Colusa School Board	
	Michael Siegfried	<u>3</u>
<b>Office:</b>	Dallas Elementary School Board	
	Catherine Smith	<u>52</u>
<b>Office:</b>	Harmony Township Trustee	
	Al Frakes	<u>59</u>
	Chad Dorothy	<u>60</u>
<b>Office:</b>	Village of Bowen Clerk	
	Erika Smith	<u>6</u>
<b>Office:</b>	Rocky Run-Wilcox Township Trustee	
	Brock Yuskis	<u>16</u>

Dated this 15<sup>th</sup> day of April, 2025

  
\_\_\_\_\_  
Lisa Dooley  
Republican County Canvassing Board Member

  
\_\_\_\_\_  
Valeri K. Dittmer  
Democratic County Canvassing Board Member

  
\_\_\_\_\_  
Holly A. Wilde-Tillman  
Hancock County Clerk

(SEAL)

Run Date:04/11/25 01:52 PM

VOTES PERCENT

SUPERVISOR BEAR CREEK TWP.  
(VOTE FOR) 1  
(WITH 1 OF 1 PRECINCTS COUNTED)

Adam Lucie (REP) . . . . .	60	100.00
No Candidate (DEM) . . . . .	0	
Total . . . . .	60	

CLERK BEAR CREEK TWP.  
(VOTE FOR) 1  
(WITH 1 OF 1 PRECINCTS COUNTED)

Tracy Climer (REP) . . . . .	63	100.00
No Candidate (DEM) . . . . .	0	
Total . . . . .	63	

HWY. COMMISSIONER BEAR CREEK TWP.  
(VOTE FOR) 1  
(WITH 1 OF 1 PRECINCTS COUNTED)

Abraham Huls (REP) . . . . .	60	100.00
No Candidate (DEM) . . . . .	0	
Total . . . . .	60	

TRUSTEE BEAR CREEK TWP.  
(VOTE FOR) 4  
(WITH 1 OF 1 PRECINCTS COUNTED)

Randy White Jr. (REP) . . . . .	58	26.13
Robert Hurt (REP). . . . .	57	25.68
Melissa Huls (REP) . . . . .	56	25.23
Tasha Speer (REP). . . . .	51	22.97
No Candidate (DEM) . . . . .	0	
Total . . . . .	222	

SUPERVISOR CARTHAGE TWP.  
(VOTE FOR) 1  
(WITH 4 OF 4 PRECINCTS COUNTED)

Brenda K. Young (REP) . . . . .	384	100.00
No Candidate (DEM) . . . . .	0	
Total . . . . .	384	

CLERK CARTHAGE TWP.  
(VOTE FOR) 1  
(WITH 4 OF 4 PRECINCTS COUNTED)

Dan Dion (REP). . . . .	411	100.00
No Candidate (DEM) . . . . .	0	
Total . . . . .	411	

HWY. COMMISSIONER CARTHAGE TWP.  
(VOTE FOR) 1  
(WITH 4 OF 4 PRECINCTS COUNTED)

Kevin Blanton (REP) . . . . .	354	100.00
No Candidate (DEM) . . . . .	0	
Total . . . . .	354	

VOTES PERCENT

TRUSTEE CARTHAGE TWP.  
(VOTE FOR) 4  
(WITH 4 OF 4 PRECINCTS COUNTED)

Merlin Gronewold (REP) . . . . .	325	25.98
Parrish T Young (REP) . . . . .	318	25.42
Ross E Wear (DEM). . . . .	314	25.10
Terry Junk (REP) . . . . .	294	23.50
Total . . . . .	1,251	

SUPERVISOR CHILI TWP.  
(VOTE FOR) 1  
(WITH 1 OF 1 PRECINCTS COUNTED)

Stephanie Denny (REP) . . . . .	77	100.00
No Candidate (DEM) . . . . .	0	
Total . . . . .	77	

CLERK CHILI TWP.  
(VOTE FOR) 1  
(WITH 1 OF 1 PRECINCTS COUNTED)

Celia Buss (REP) . . . . .	78	100.00
No Candidate (DEM) . . . . .	0	
Total . . . . .	78	

HWY. COMMISSIONER CHILI TWP.  
(VOTE FOR) 1  
(WITH 1 OF 1 PRECINCTS COUNTED)

Justin Wood (REP). . . . .	82	100.00
No Candidate (DEM) . . . . .	0	
Total . . . . .	82	

TRUSTEE CHILI TWP.  
(VOTE FOR) 4  
(WITH 1 OF 1 PRECINCTS COUNTED)

Kati McClelland (REP) . . . . .	75	27.99
Mark Buss (REP) . . . . .	69	25.75
Dennis Sherrick (REP) . . . . .	67	25.00
Philip Parker (REP) . . . . .	57	21.27
No Candidate (DEM) . . . . .	0	
Total . . . . .	268	

SUPERVISOR DALLAS CITY TWP.  
(VOTE FOR) 1  
(WITH 1 OF 1 PRECINCTS COUNTED)

Kristin Kaminski (DEM) . . . . .	92	100.00
No Candidate (REP) . . . . .	0	
Total . . . . .	92	

CLERK DALLAS CITY TWP.  
(VOTE FOR) 1  
(WITH 1 OF 1 PRECINCTS COUNTED)

Judy Melton (REP). . . . .	97	100.00
No Candidate (DEM) . . . . .	0	
Total . . . . .	97	

Run Date:04/11/25 01:52 PM

VOTES PERCENT

VOTES PERCENT

HWY. COMMISSIONER DALLAS CITY TWP.  
(VOTE FOR) 1

(WITH 1 OF 1 PRECINCTS COUNTED)		
Martin Sparrow (REP) . . . . .	99	100.00
No Candidate (DEM) . . . . .	0	
Total . . . . .	99	

CLERK FOUNTAIN GREEN TWP.  
(VOTE FOR) 1

(WITH 1 OF 1 PRECINCTS COUNTED)		
Jennifer Little (REP) . . . . .	68	87.18
Julie Eggleston (DEM) . . . . .	10	12.82
Total . . . . .	78	

TRUSTEE DALLAS CITY TWP.  
(VOTE FOR) 4

(WITH 1 OF 1 PRECINCTS COUNTED)		
John A. Wibbell (DEM) . . . . .	86	34.40
Jerry Lillard (DEM) . . . . .	83	33.20
Lowell Newberry (DEM) . . . . .	81	32.40
No Candidate (REP) . . . . .	0	
Total . . . . .	250	

HWY. COMMISSIONER FOUNTAIN GREEN TWP.  
(VOTE FOR) 1

(WITH 1 OF 1 PRECINCTS COUNTED)		
Tom Wear (REP) . . . . .	75	100.00
No Candidate (DEM) . . . . .	0	
Total . . . . .	75	

SUPERVISOR DURHAM TWP.  
(VOTE FOR) 1

(WITH 1 OF 1 PRECINCTS COUNTED)		
Brenda L. Palmer (REP) . . . . .	46	100.00
No Candidate (DEM) . . . . .	0	
Total . . . . .	46	

TRUSTEE FOUNTAIN GREEN TWP.  
(VOTE FOR) 4

(WITH 1 OF 1 PRECINCTS COUNTED)		
Alex Blythe (REP) . . . . .	60	28.44
Duane McDowell (REP) . . . . .	58	27.49
Seth Flynn (REP) . . . . .	55	26.07
Charlie Wear (DEM) . . . . .	38	18.01
Total . . . . .	211	

CLERK DURHAM TWP.  
(VOTE FOR) 1

(WITH 1 OF 1 PRECINCTS COUNTED)		
Theresa Purdy (REP) . . . . .	47	100.00
No Candidate (DEM) . . . . .	0	
Total . . . . .	47	

SUPERVISOR HANCOCK TWP.  
(VOTE FOR) 1

(WITH 1 OF 1 PRECINCTS COUNTED)		
Lonnie Riggins (DEM) . . . . .	43	100.00
No Candidate (REP) . . . . .	0	
Total . . . . .	43	

HWY. COMMISSIONER DURHAM TWP.  
(VOTE FOR) 1

(WITH 1 OF 1 PRECINCTS COUNTED)		
W. David Anderson (REP) . . . . .	47	100.00
No Candidate (DEM) . . . . .	0	
Total . . . . .	47	

CLERK HANCOCK TWP.  
(VOTE FOR) 1

(WITH 1 OF 1 PRECINCTS COUNTED)		
Maggie Bolen (IND) . . . . .	43	100.00
No Candidate (DEM) . . . . .	0	
No Candidate (REP) . . . . .	0	
Total . . . . .	43	

TRUSTEE DURHAM TWP.  
(VOTE FOR) 4

(WITH 1 OF 1 PRECINCTS COUNTED)		
Scott Hocker (REP) . . . . .	46	27.06
Jensen Corzatt (REP) . . . . .	43	25.29
Tim Purdy (REP) . . . . .	41	24.12
Jeff Eckhardt (REP) . . . . .	40	23.53
No Candidate (DEM) . . . . .	0	
Total . . . . .	170	

HWY. COMMISSIONER HANCOCK TWP.  
(VOTE FOR) 1

(WITH 1 OF 1 PRECINCTS COUNTED)		
Tom Main II (REP) . . . . .	42	100.00
No Candidate (DEM) . . . . .	0	
Total . . . . .	42	

SUPERVISOR FOUNTAIN GREEN TWP.  
(VOTE FOR) 1

(WITH 1 OF 1 PRECINCTS COUNTED)		
Jamie Hocker (REP) . . . . .	68	100.00
No Candidate (DEM) . . . . .	0	
Total . . . . .	68	

TRUSTEE HANCOCK TWP.  
(VOTE FOR) 4

(WITH 1 OF 1 PRECINCTS COUNTED)		
Darren K. Spangler (REP) . . . . .	47	27.33
Terenia Fecht (REP) . . . . .	36	20.93
Richard Gray (DEM) . . . . .	31	18.02
Sherrri Main (REP) . . . . .	31	18.02
Andrew Charles Klein (DEM) . . . . .	27	15.70
Total . . . . .	172	

Run Date:04/11/25 01:52 PM

VOTES PERCENT

VOTES PERCENT

SUPERVISOR HARMONY TWP.  
(VOTE FOR) 1  
(WITH 1 OF 1 PRECINCTS COUNTED)  
Samantha Klingler (REP). . . . . 67 100.00  
No Candidate (DEM) . . . . . 0  
Total . . . . . 67

HWY. COMMISSIONER LaHARPE TWP.  
(VOTE FOR) 1  
(WITH 2 OF 2 PRECINCTS COUNTED)  
Duane Berlett (REP) . . . . . 288 100.00  
No Candidate (DEM) . . . . . 0  
Total . . . . . 288

CLERK HARMONY TWP.  
(VOTE FOR) 1  
(WITH 1 OF 1 PRECINCTS COUNTED)  
Tiffany Long (REP) . . . . . 94 100.00  
No Candidate (DEM) . . . . . 0  
Total . . . . . 94

TRUSTEE LaHARPE TWP.  
(VOTE FOR) 4  
(WITH 2 OF 2 PRECINCTS COUNTED)  
James L. Mohr (REP) . . . . . 269 25.67  
Brad Link (REP) . . . . . 267 25.48  
Barbara Loudon (REP). . . . . 261 24.90  
Thomas M. Link (REP). . . . . 251 23.95  
No Candidate (DEM) . . . . . 0  
Total . . . . . 1,048

HWY. COMMISSIONER HARMONY TWP.  
(VOTE FOR) 1  
(WITH 1 OF 1 PRECINCTS COUNTED)  
Mark Harrison (REP) . . . . . 75 100.00  
No Candidate (DEM) . . . . . 0  
Total . . . . . 75

SUPERVISOR MONTEBELLO TWP.  
(VOTE FOR) 1  
(WITH 4 OF 4 PRECINCTS COUNTED)  
Doris Ritter (REP) . . . . . 336 100.00  
No Candidate (DEM) . . . . . 0  
Total . . . . . 336

TRUSTEE HARMONY TWP.  
(VOTE FOR) 4  
(WITH 1 OF 1 PRECINCTS COUNTED)  
WRITE-IN. . . . . 119 35.63  
Jim Fink (REP). . . . . 78 23.35  
Alan Byers (REP) . . . . . 75 22.46  
Dave Hartweg (REP) . . . . . 32 9.58  
Darin Klingler (REP). . . . . 30 8.98  
No Candidate (DEM) . . . . . 0  
Total . . . . . 334

CLERK MONTEBELLO TWP.  
(VOTE FOR) 1  
(WITH 4 OF 4 PRECINCTS COUNTED)  
Betty S. Buckert (REP) . . . . . 340 100.00  
No Candidate (DEM) . . . . . 0  
Total . . . . . 340

SUPERVISOR LaHARPE TWP.  
(VOTE FOR) 1  
(WITH 2 OF 2 PRECINCTS COUNTED)  
John R. Loudon Jr. (REP) . . . . . 285 100.00  
No Candidate (DEM) . . . . . 0  
Total . . . . . 285

ASSESSOR MONTEBELLO TWP.  
(VOTE FOR) 1  
(WITH 4 OF 4 PRECINCTS COUNTED)  
Kirk E. Cameron (REP) . . . . . 313 100.00  
No Candidate (DEM) . . . . . 0  
Total . . . . . 313

CLERK LaHARPE TWP.  
(VOTE FOR) 1  
(WITH 2 OF 2 PRECINCTS COUNTED)  
Deanna B. Stambaugh (REP) . . . . . 296 100.00  
No Candidate (DEM) . . . . . 0  
Total . . . . . 296

HWY. COMMISSIONER MONTEBELLO TWP.  
(VOTE FOR) 1  
(WITH 4 OF 4 PRECINCTS COUNTED)  
David L. Reneau (REP) . . . . . 318 100.00  
No Candidate (DEM) . . . . . 0  
Total . . . . . 318

ASSESSOR LaHARPE TWP.  
(VOTE FOR) 1  
(WITH 2 OF 2 PRECINCTS COUNTED)  
Rex Johnson (REP). . . . . 300 100.00  
No Candidate (DEM) . . . . . 0  
Total . . . . . 300

TRUSTEE MONTEBELLO TWP.  
(VOTE FOR) 4  
(WITH 4 OF 4 PRECINCTS COUNTED)  
Josh Turner (REP). . . . . 309 26.59  
Cindy Figge (REP). . . . . 296 25.47  
Dale W. Mulch (REP) . . . . . 286 24.61  
Pamela Gooding (REP). . . . . 271 23.32  
No Candidate (DEM) . . . . . 0  
Total . . . . . 1,162

Run Date:04/11/25 01:52 PM

VOTES PERCENT

VOTES PERCENT

SUPERVISOR NAUVOO TWP.  
(VOTE FOR) 1  
(WITH 1 OF 1 PRECINCTS COUNTED)

Thomas Brown (REP)	199	100.00
No Candidate (DEM)	0	
Total	199	

COMM.BLDG.BD. PILOT GROVE TWP.  
(VOTE FOR) 3  
(WITH 1 OF 1 PRECINCTS COUNTED)

Ronda L. Johnson	98	32.45
Kirstin Cramer	90	29.80
Ruby Duffy	77	25.50
Rena Rose	37	12.25
Total	302	

CLERK NAUVOO TWP.  
(VOTE FOR) 1  
(WITH 1 OF 1 PRECINCTS COUNTED)

Kimberly Logan (REP)	193	100.00
No Candidate (DEM)	0	
Total	193	

SUPERVISOR PONTOOSUC TWP.  
(VOTE FOR) 1  
(WITH 1 OF 1 PRECINCTS COUNTED)

John Hogan (REP)	75	100.00
No Candidate (DEM)	0	
Total	75	

TRUSTEE NAUVOO TWP.  
(VOTE FOR) 4  
(WITH 1 OF 1 PRECINCTS COUNTED)

James Ralph (REP)	153	34.30
Bill Schneider (REP)	148	33.18
David Rhodes (REP)	145	32.51
No Candidate (DEM)	0	
Total	446	

CLERK PONTOOSUC TWP.  
(VOTE FOR) 1  
(WITH 1 OF 1 PRECINCTS COUNTED)

Jessica Gnann (REP)	45	53.57
Jan M. Tripp (DEM)	39	46.43
Total	84	

SUPERVISOR PILOT GROVE TWP.  
(VOTE FOR) 1  
(WITH 1 OF 1 PRECINCTS COUNTED)

Donna Kleopfer (REP)	113	100.00
No Candidate (DEM)	0	
Total	113	

HWY. COMMISSIONER PONTOOSUC TWP.  
(VOTE FOR) 1  
(WITH 1 OF 1 PRECINCTS COUNTED)

Josh Dooley (REP)	74	100.00
No Candidate (DEM)	0	
Total	74	

CLERK PILOT GROVE TWP.  
(VOTE FOR) 1  
(WITH 1 OF 1 PRECINCTS COUNTED)

Nancy Pettit (REP)	112	100.00
No Candidate (DEM)	0	
Total	112	

TRUSTEE PONTOOSUC TWP.  
(VOTE FOR) 4  
(WITH 1 OF 1 PRECINCTS COUNTED)

Roger Hogan (REP)	62	28.44
Robert A. Hedges (REP)	54	24.77
Paul McEntee (DEM)	53	24.31
Jacob Woolverton (REP)	49	22.48
Total	218	

HWY. COMMISSIONER PILOT GROVE TWP.  
(VOTE FOR) 1  
(WITH 1 OF 1 PRECINCTS COUNTED)

Jerry Green (REP)	86	71.67
Ross Reidner (DEM)	34	28.33
Total	120	

SUPERVISOR PRAIRIE TWP.  
(VOTE FOR) 1  
(WITH 1 OF 1 PRECINCTS COUNTED)

Teresa L. Smith (REP)	63	100.00
No Candidate (DEM)	0	
Total	63	

TRUSTEE PILOT GROVE TWP.  
(VOTE FOR) 4  
(WITH 1 OF 1 PRECINCTS COUNTED)

Donna Cramer (REP)	97	23.89
Mark Pettit (REP)	94	23.15
Billy Cramer (REP)	93	22.91
Dan Johnson (REP)	90	22.17
Stephen Dowell (DEM)	32	7.88
Total	406	

CLERK PRAIRIE TWP.  
(VOTE FOR) 1  
(WITH 1 OF 1 PRECINCTS COUNTED)

Rod McGaughey (REP)	63	100.00
No Candidate (DEM)	0	
Total	63	

Run Date:04/11/25 01:52 PM

VOTES PERCENT

VOTES PERCENT

HWY. COMMISSIONER PRAIRIE TWP.  
(VOTE FOR) 1

CLERK ROCKY RUN-WILCOX TWP.  
(VOTE FOR) 1

(WITH 1 OF 1 PRECINCTS COUNTED)

(WITH 1 OF 1 PRECINCTS COUNTED)

Travis L. Smith (REP) . . . . . 64 100.00  
No Candidate (DEM) . . . . . 0  
Total . . . . . 64

Joanne Beeeler (REP) . . . . . 51 100.00  
No Candidate (DEM) . . . . . 0  
Total . . . . . 51

TRUSTEE PRAIRIE TWP.  
(VOTE FOR) 4

HWY. COMMISSIONER ROCKY RUN-WILCOX TWP.  
(VOTE FOR) 1

(WITH 1 OF 1 PRECINCTS COUNTED)

(WITH 1 OF 1 PRECINCTS COUNTED)

Sam Wood (REP) . . . . . 56 25.69  
Charles Fink (REP) . . . . . 55 25.23  
Duane Fugate (REP) . . . . . 54 24.77  
Andrew Shoen (REP) . . . . . 53 24.31  
No Candidate (DEM) . . . . . 0  
Total . . . . . 218

Schylar Hochgraber (REP) . . . . . 48 100.00  
No Candidate (DEM) . . . . . 0  
Total . . . . . 48

SUPERVISOR ROCK CREEK TWP.  
(VOTE FOR) 1

TRUSTEE ROCKY RUN-WILCOX TWP.  
(VOTE FOR) 4

(WITH 1 OF 1 PRECINCTS COUNTED)

(WITH 1 OF 1 PRECINCTS COUNTED)

Bryan Scheetz (REP) . . . . . 84 100.00  
No Candidate (DEM) . . . . . 0  
Total . . . . . 84

Brandon Grunewald (REP) . . . . . 47 30.72  
Sierra Hochgraber (REP) . . . . . 46 30.07  
Whitney Hochgraber (REP) . . . . . 44 28.76  
WRITE-IN . . . . . 16 10.46  
No Candidate (DEM) . . . . . 0  
Total . . . . . 153

CLERK ROCK CREEK TWP.  
(VOTE FOR) 1

SUPERVISOR SONORA TWP.  
(VOTE FOR) 1

(WITH 1 OF 1 PRECINCTS COUNTED)

(WITH 1 OF 1 PRECINCTS COUNTED)

Michelle Merritt (REP) . . . . . 82 100.00  
No Candidate (DEM) . . . . . 0  
Total . . . . . 82

Trisha Lowman (REP) . . . . . 88 100.00  
No Candidate (DEM) . . . . . 0  
Total . . . . . 88

HWY. COMMISSIONER ROCK CREEK TWP.  
(VOTE FOR) 1

CLERK SONORA TWP.  
(VOTE FOR) 1

(WITH 1 OF 1 PRECINCTS COUNTED)

(WITH 1 OF 1 PRECINCTS COUNTED)

Eric Martin (REP) . . . . . 82 100.00  
No Candidate (DEM) . . . . . 0  
Total . . . . . 82

Sarah Kohl (REP) . . . . . 85 100.00  
No Candidate (DEM) . . . . . 0  
Total . . . . . 85

TRUSTEE ROCK CREEK TWP.  
(VOTE FOR) 4

HWY. COMMISSIONER SONORA TWP.  
(VOTE FOR) 1

(WITH 1 OF 1 PRECINCTS COUNTED)

(WITH 1 OF 1 PRECINCTS COUNTED)

Matt Merritt (REP) . . . . . 78 26.99  
Tonia Carlisle (REP) . . . . . 72 24.91  
Jim Morrison (REP) . . . . . 72 24.91  
Braxton Boyer (REP) . . . . . 67 23.18  
No Candidate (DEM) . . . . . 0  
Total . . . . . 289

Tyler Priebe (REP) . . . . . 88 100.00  
No Candidate (DEM) . . . . . 0  
Total . . . . . 88

SUPERVISOR ROCKY RUN-WILCOX TWP.  
(VOTE FOR) 1

TRUSTEE SONORA TWP.  
(VOTE FOR) 4

(WITH 1 OF 1 PRECINCTS COUNTED)

(WITH 1 OF 1 PRECINCTS COUNTED)

Larry Mulch (REP) . . . . . 48 100.00  
No Candidate (DEM) . . . . . 0  
Total . . . . . 48

Ronald Starr (REP) . . . . . 80 23.26  
Joe Radel (REP) . . . . . 79 22.97  
Nolan Wilkens (REP) . . . . . 78 22.67  
Wm. Alan Metternich (DEM) . . . . . 67 19.48  
Doug Marshall (REP) . . . . . 40 11.63  
Total . . . . . 344

Run Date:04/11/25 01:52 PM

VOTES PERCENT

VOTES PERCENT

SUPERVISOR ST. ALBANS TWP.

(VOTE FOR) 1

(WITH 1 OF 1 PRECINCTS COUNTED)

Tammy Dighton (REP)	26	100.00
No Candidate (DEM)	0	
Total	26	

CLERK ST. ALBANS TWP.

(VOTE FOR) 1

(WITH 1 OF 1 PRECINCTS COUNTED)

Lisa Bruenger (REP)	31	100.00
No Candidate (DEM)	0	
Total	31	

HWY. COMMISSIONER ST. ALBANS TWP.

(VOTE FOR) 1

(WITH 1 OF 1 PRECINCTS COUNTED)

Robert L. Dighton (REP)	28	100.00
No Candidate (DEM)	0	
Total	28	

TRUSTEE ST. ALBANS TWP.

(VOTE FOR) 4

(WITH 1 OF 1 PRECINCTS COUNTED)

M. Keith Bruns (REP)	27	34.62
Bryan Knorr (REP)	27	34.62
Andrew Gastler (REP)	24	30.77
No Candidate (DEM)	0	
Total	78	

SUPERVISOR ST. MARYS TWP.

(VOTE FOR) 1

(WITH 1 OF 1 PRECINCTS COUNTED)

Brian Castlebury (DEM)	75	100.00
No Candidate (REP)	0	
Total	75	

CLERK ST. MARYS TWP.

(VOTE FOR) 1

(WITH 1 OF 1 PRECINCTS COUNTED)

Mary Lea Castlebury (REP)	81	100.00
No Candidate (DEM)	0	
Total	81	

HWY. COMMISSIONER ST. MARYS TWP.

(VOTE FOR) 1

(WITH 1 OF 1 PRECINCTS COUNTED)

Mark L. Kelly (REP)	80	100.00
No Candidate (DEM)	0	
Total	80	

TRUSTEE ST. MARYS TWP.

(VOTE FOR) 4

(WITH 1 OF 1 PRECINCTS COUNTED)

Frederick Hoelscher (REP)	71	27.73
Harry J. Douglas (REP)	69	26.95
Elden Castlebury (DEM)	63	24.61
Edwin D. Powell (DEM)	53	20.70
Total	256	

SUPERVISOR WALKER TWP.

(VOTE FOR) 1

(WITH 1 OF 1 PRECINCTS COUNTED)

E. Thomas Mecklenburg (REP)	48	100.00
No Candidate (DEM)	0	
Total	48	

CLERK WALKER TWP.

(VOTE FOR) 1

(WITH 1 OF 1 PRECINCTS COUNTED)

Deane A. Morey (REP)	48	100.00
No Candidate (DEM)	0	
Total	48	

HWY. COMMISSIONER WALKER TWP.

(VOTE FOR) 1

(WITH 1 OF 1 PRECINCTS COUNTED)

Jay Roskamp (REP)	46	100.00
No Candidate (DEM)	0	
Total	46	

TRUSTEE WALKER TWP.

(VOTE FOR) 4

(WITH 1 OF 1 PRECINCTS COUNTED)

Max Roskamp (REP)	48	25.53
Kevin Roskamp (REP)	48	25.53
Wayne Spory (REP)	47	25.00
Stephen Mulch (REP)	45	23.94
No Candidate (DEM)	0	
Total	188	

SUPERVISOR WARSAW TWP.

(VOTE FOR) 1

(WITH 3 OF 3 PRECINCTS COUNTED)

Gina Clarke (REP)	356	100.00
No Candidate (DEM)	0	
Total	356	

CLERK WARSAW TWP.

(VOTE FOR) 1

(WITH 3 OF 3 PRECINCTS COUNTED)

Joseph Clarke (REP)	371	100.00
No Candidate (DEM)	0	
Total	371	

Run Date:04/11/25 01:52 PM

VOTES PERCENT

VOTES PERCENT

TRUSTEE WARSAW TWP.

(VOTE FOR) 4

(WITH 3 OF 3 PRECINCTS COUNTED)

Joshua Smith (REP)	258	34.54
Dustin Winkler (REP)	253	33.87
John Casey (DEM)	236	31.59
Total	747	

SUPERVISOR WYTHE TWP.

(VOTE FOR) 1

(WITH 1 OF 1 PRECINCTS COUNTED)

Gregory Sandidge (DEM)	84	100.00
No Candidate (REP)	0	
Total	84	

CLERK WYTHE TWP.

(VOTE FOR) 1

(WITH 1 OF 1 PRECINCTS COUNTED)

Lexis Hoener (REP)	90	100.00
No Candidate (DEM)	0	
Total	90	

HWY. COMMISSIONER WYTHE TWP.

(VOTE FOR) 1

(WITH 1 OF 1 PRECINCTS COUNTED)

Marc Huls (REP)	66	58.41
Michael Wright (DEM)	47	41.59
Total	113	

TRUSTEE WYTHE TWP.

(VOTE FOR) 4

(WITH 1 OF 1 PRECINCTS COUNTED)

Tim Schilson (REP)	79	25.90
Margaret Althide (REP)	78	25.57
Brandon Althide (REP)	78	25.57
Brandon Koehler (REP)	70	22.95
No Candidate (DEM)	0	
Total	305	

MULTI-TWP. ASSESSOR DISTRICT A

(VOTE FOR) 1

(WITH 3 OF 3 PRECINCTS COUNTED)

No Candidate (REP)	0	
No Candidate (DEM)	0	

MULTI-TWP. ASSESSOR DISTRICT B

(VOTE FOR) 1

(WITH 2 OF 2 PRECINCTS COUNTED)

No Candidate (REP)	0	
No Candidate (DEM)	0	

MULTI-TWP. ASSESSOR DISTRICT C

(VOTE FOR) 1

(WITH 2 OF 2 PRECINCTS COUNTED)

No Candidate (REP)	0	
No Candidate (DEM)	0	

MULTI-TWP. ASSESSOR DISTRICT F

(VOTE FOR) 1

(WITH 1 OF 1 PRECINCTS COUNTED)

David N. Walker (REP)	55	100.00
No Candidate (DEM)	0	
Total	55	

MULTI-TWP. ASSESSOR DISTRICT G

(VOTE FOR) 1

(WITH 1 OF 1 PRECINCTS COUNTED)

No Candidate (REP)	0	
No Candidate (DEM)	0	

MULTI-TWP. ASSESSOR DISTRICT H

(VOTE FOR) 1

(WITH 3 OF 3 PRECINCTS COUNTED)

Megan Hoener (REP)	132	100.00
No Candidate (DEM)	0	
Total	132	

MULTI-TWP. ASSESSOR DISTRICT I

(VOTE FOR) 1

(WITH 3 OF 3 PRECINCTS COUNTED)

Christina Roberts (REP)	218	100.00
No Candidate (DEM)	0	
Total	218	

MULTI-TWP. ASSESSOR DIST B

(VOTE FOR) 1

(WITH 1 OF 1 PRECINCTS COUNTED)

No Candidate (DEM)	0	
No Candidate (REP)	0	

MULTI-TWP. ASSESSOR DIST C

(VOTE FOR) 1

(WITH 2 OF 2 PRECINCTS COUNTED)

No Candidate (DEM)	0	
No Candidate (REP)	0	

MULTI-TWP. ASSESSOR DIST F

(VOTE FOR) 1

(WITH 4 OF 4 PRECINCTS COUNTED)

David N. Walker (REP)	315	100.00
No Candidate (DEM)	0	
Total	315	



Run Date:04/11/25 01:52 PM

VOTES PERCENT

MULTI-TWP. ASSESSOR DIST G  
(VOTE FOR) 1  
(WITH 3 OF 3 PRECINCTS COUNTED)

No Candidate (DEM)	0	
No Candidate (REP)	0	

MULTI-TWP. ASSESSOR DIST H  
(VOTE FOR) 1  
(WITH 1 OF 1 PRECINCTS COUNTED)

Megan Hoener (REP)	93	100.00
No Candidate (DEM)	0	
Total	93	

MULTI-TWP. ASSESSOR DIST I  
(VOTE FOR) 1  
(WITH 1 OF 1 PRECINCTS COUNTED)

Christina Roberts (REP)	74	100.00
No Candidate (DEM)	0	
Total	74	

COMMISSIONER CARTHAGE PARK DIST.  
(VOTE FOR) 2  
(WITH 3 OF 3 PRECINCTS COUNTED)

No Candidate	0	
--------------	---	--

COMMISSIONER CHILI TWP PARK DIST.  
(VOTE FOR) 1  
(WITH 1 OF 1 PRECINCTS COUNTED)

No Candidate	0	
--------------	---	--

COMMISSIONER (6YR) DALLAS CITY PARK DIST.  
(VOTE FOR) 1  
(WITH 1 OF 1 PRECINCTS COUNTED)

Ross Allen Hutson	75	100.00
Total	75	

COMMISSIONER (UNEX.4YR) DALLAS CITY PARK DIST.  
(VOTE FOR) 1  
(WITH 1 OF 1 PRECINCTS COUNTED)

Lucille Michelle Gold	72	100.00
Total	72	

COMMISSIONER (UNEX.2YR) DALLAS CITY PARK DIST.  
(VOTE FOR) 1  
(WITH 1 OF 1 PRECINCTS COUNTED)

Erica Noelle Ferguson	66	100.00
Total	66	

VOTES PERCENT

COMMISSIONER (6YR) HAMILTON PARK DIST.  
(VOTE FOR) 1  
(WITH 3 OF 3 PRECINCTS COUNTED)

Sarah Rahn	250	100.00
Total	250	

COMMISSIONER (UNEX.4YR) HAMILTON PARK DIST.  
(VOTE FOR) 1  
(WITH 3 OF 3 PRECINCTS COUNTED)

Kane Asbridge	260	100.00
Total	260	

COMMISSIONER LAHARPE PARK DIST.  
(VOTE FOR) 1  
(WITH 2 OF 2 PRECINCTS COUNTED)

Barry Wright	242	100.00
Total	242	

COMMISSIONER NAUVOO PARK DIST.  
(VOTE FOR) 2  
(WITH 2 OF 2 PRECINCTS COUNTED)

Jamie Steen	189	57.10
Jackie Mathews	142	42.90
Total	331	

COMMISSIONER WARSAW PARK DIST.  
(VOTE FOR) 2  
(WITH 3 OF 3 PRECINCTS COUNTED)

Sharon McAllister	332	58.55
Tom Hansen	235	41.45
Total	567	

TRUSTEE BLANDINSVILLE HIRE PLD  
(VOTE FOR) 3  
(WITH 1 OF 1 PRECINCTS COUNTED)

Kristina Thrapp	4	44.44
Amanda Kreps	3	33.33
Deloris Rodeffer	2	22.22
Total	9	

TRUSTEE (FULL) CARTHAGE PLD  
(VOTE FOR) 2  
(WITH 10 OF 10 PRECINCTS COUNTED)

Rose Fisher	663	100.00
Total	663	

TRUSTEE (UNEX.2YR) CARTHAGE PLD  
(VOTE FOR) 1  
(WITH 10 OF 10 PRECINCTS COUNTED)

Ann L. Thompson	658	100.00
Total	658	

SUMMARY REPORT

Hancock County  
Summary Report  
April 1, 2025

Report EL45 Page 015

Run Date:04/11/25 01:52 PM

		VOTES	PERCENT			VOTES	PERCENT
TRUSTEE FOUR STAR PLD (VOTE FOR) 4 (WITH 3 OF 3 PRECINCTS COUNTED)				BD. MBR. (4YR) LAHARPE CUSD 347 (VOTE FOR) 4 (WITH 6 OF 6 PRECINCTS COUNTED)			
Connie Beator . . . . .	1	25.00		Joshua B. Gebhardt . . . . .	308	21.12	
Marcia Cornwell . . . . .	1	25.00		Josh Walker . . . . .	303	20.78	
Marcia Shieferdecker . . . . .	1	25.00		Chad M. Burt . . . . .	290	19.89	
Belinda Schoch . . . . .	1	25.00		Joni Dowell . . . . .	289	19.82	
Total . . . . .	4			William Collins . . . . .	268	18.38	
				Total . . . . .	1,458		
TRUSTEE GREATER WEST CENTRAL PLD (VOTE FOR) 2 (WITH 6 OF 6 PRECINCTS COUNTED)				BD. MBR. (UNEX.2YR) MENDON CUSD 4 (VOTE FOR) 1 (WITH 3 OF 3 PRECINCTS COUNTED)			
Brea Corrigan . . . . .	243	57.86		No Candidate . . . . .	0		
Connie Haschemeyer . . . . .	177	42.14					
Total . . . . .	420						
TRUSTEE LAHARPE CARNEGIE PLD (VOTE FOR) 4 (WITH 6 OF 6 PRECINCTS COUNTED)				BD. MBR. (4YR) MENDON CUSD 4 (VOTE FOR) 3 (WITH 3 OF 3 PRECINCTS COUNTED)			
Sharla Lenix . . . . .	354	57.56		Ashley Faye Shaffer . . . . .	1	33.33	
Janet Gladu . . . . .	261	42.44		Matt Garmer . . . . .	1	33.33	
Total . . . . .	615			Eric McClelland . . . . .	1	33.33	
				Michael Andrew Mealiff . . . . .	0		
				Kenneth Beal . . . . .	0		
				Total . . . . .	3		
BD. MBR. CARTHAGE ELEM. SD 317 (VOTE FOR) 4 (WITH 11 OF 11 PRECINCTS COUNTED)				BD. MBR. NAUVOO-COLUSA CUSD 325 (VOTE FOR) 4 (WITH 8 OF 8 PRECINCTS COUNTED)			
Jacob Murphy . . . . .	605	25.31		Jordan Squire . . . . .	303	52.60	
Gary N. Jackson . . . . .	516	21.59		Wayne J. Jespersen . . . . .	257	44.62	
Linda Brooks Housewright . . . . .	495	20.71		WRITE-IN . . . . .	16	2.78	
Stephanie Kristine Fitch . . . . .	433	18.12		Total . . . . .	576		
Christina White . . . . .	341	14.27					
Total . . . . .	2,390						
BD. MBR. DALLAS ELEM. SD 327 (VOTE FOR) 3 (WITH 3 OF 3 PRECINCTS COUNTED)				BD. MBR. (UNEX.2YR) SOUTHEASTERN CUSD 337 (VOTE FOR) 1 (WITH 6 OF 6 PRECINCTS COUNTED)			
WRITE-IN . . . . .	58	100.00		Mark Hitz . . . . .	220	100.00	
No Candidate . . . . .	0			Total . . . . .	220		
Total . . . . .	58						
BD. MBR. (T5N R8W) HAMILTON CCSD 328 (VOTE FOR) 2 (WITH 8 OF 8 PRECINCTS COUNTED)				BD. MBR. (4YR) SOUTHEASTERN CUSD 337 (VOTE FOR) 4 (WITH 6 OF 6 PRECINCTS COUNTED)			
Jordan A. Hawes . . . . .	393	53.76		Gregory A. Tippey . . . . .	230	26.90	
Michelle Monroe . . . . .	338	46.24		Cole Lanning . . . . .	227	26.55	
Total . . . . .	731			Jeremy Stephens . . . . .	202	23.63	
				Jordan Henry . . . . .	196	22.92	
				Total . . . . .	855		
BD. MBR. (REM.CNG.TWPS) HAMILTON CCSD 328 (VOTE FOR) 2 (WITH 8 OF 8 PRECINCTS COUNTED)							
Craig Harmon . . . . .	375	51.30					
Nick Capaldo . . . . .	356	48.70					
Total . . . . .	731						

Run Date:04/11/25 01:52 PM

VOTES PERCENT

VOTES PERCENT

BD.MBR. WARSAW CUSD 316  
(VOTE FOR) 4

(WITH 7 OF 7 PRECINCTS COUNTED)

Jared M. Roskamp . . . . .	468	27.92
Tea A. Cameron. . . . .	457	27.27
Amber Ruskell-Lamer . . . . .	385	22.97
E. Thomas Mecklenburg . . . . .	366	21.84
Total . . . . .	1,676	

TRUSTEE JOHN WOOD CCD 539  
(VOTE FOR) 2

(WITH 6 OF 6 PRECINCTS COUNTED)

R. Kent Snider. . . . .	76	31.40
Christopher Adam Holtschlag . . . . .	70	28.93
Andrew Sprague. . . . .	57	23.55
Elizabeth Weas Cash . . . . .	39	16.12
Total . . . . .	242	

BD.MBR. (#317) ILLINI WEST HSD 307  
(VOTE FOR) 1

(WITH 17 OF 17 PRECINCTS COUNTED)

No Candidate . . . . .	0	
------------------------	---	--

REG.SCH.TRUSTEES (6YR) (ABCMP5)  
(VOTE FOR) 2

(WITH 3 OF 3 PRECINCTS COUNTED)

No Candidate . . . . .	0	
------------------------	---	--

BD.MBR. (327-UNEX.2YR) ILLINI WEST HSD 307  
(VOTE FOR) 1

(WITH 17 OF 17 PRECINCTS COUNTED)

No Candidate . . . . .	0	
------------------------	---	--

REG.SCH.TRUSTEES (UNEX.4YR) (ABCMP5)  
(VOTE FOR) 3

(WITH 3 OF 3 PRECINCTS COUNTED)

Michael J. Blickhan . . . . .	1	100.00
Total . . . . .	1	

BD.MBR. (327-4YR) ILLINI WEST HSD 307  
(VOTE FOR) 1

(WITH 17 OF 17 PRECINCTS COUNTED)

WRITE-IN. . . . .	58	100.00
No Candidate . . . . .	0	
Total . . . . .	58	

REG.SCH.TRUSTEES (6YR) (FHMS)  
(VOTE FOR) 2

(WITH 33 OF 33 PRECINCTS COUNTED)

Sally S. Bair . . . . .	2,111	100.00
Total . . . . .	2,111	

BD.MBR. (347-UNEX.2YR) ILLINI WEST HSD 307  
(VOTE FOR) 1

(WITH 17 OF 17 PRECINCTS COUNTED)

No Candidate . . . . .	0	
------------------------	---	--

REG.SCH.TRUSTEES (UNEX.4YR) (FHMS)  
(VOTE FOR) 1

(WITH 33 OF 33 PRECINCTS COUNTED)

No Candidate . . . . .	0	
------------------------	---	--

BD.MBR. (347-4YR) ILLINI WEST HSD 307  
(VOTE FOR) 1

(WITH 17 OF 17 PRECINCTS COUNTED)

Darcy Stonger . . . . .	1,011	100.00
Total . . . . .	1,011	

COUNTY SCHOOL SALES TAX QUESTION  
(VOTE FOR) 1

(WITH 33 OF 33 PRECINCTS COUNTED)

NO. . . . .	1,737	53.81
YES . . . . .	1,491	46.19
Total . . . . .	3,228	

TRUSTEE (6YR) CARL SANDBURG CCD 518  
(VOTE FOR) 2

(WITH 31 OF 31 PRECINCTS COUNTED)

Angel Peterson. . . . .	1,467	43.36
Jeffrey T. Whitsitt . . . . .	1,266	37.42
DeVone Eurales. . . . .	650	19.21
Total . . . . .	3,383	

LA HARPE CUSD 347 QUESTION LaHARPE CUSD 347  
(VOTE FOR) 1

(WITH 6 OF 6 PRECINCTS COUNTED)

YES . . . . .	286	63.84
NO. . . . .	162	36.16
Total . . . . .	448	

TRUSTEE (UNEX.2YR) CARL SANDBURG CCD 518  
(VOTE FOR) 1

(WITH 31 OF 31 PRECINCTS COUNTED)

Lee E. Johnson. . . . .	2,050	100.00
Total . . . . .	2,050	