

COUNTY OF HANCOCK )  
 )  
 )  
STATE OF ILLINOIS )

CERTIFICATE


I, Holly A. Wilde-Tillman, County Clerk of County of Hancock, State of Illinois, which office is an office of record having a seal, do hereby certify that Valeri K. Dittmer, Burnside, Illinois 62330, representing the Democratic Party, and Lisa Dooley, Warsaw, Illinois 62379 representing the Republican Party served as members of the Canvassing Board for the Consolidated Election held April 1, 2025. The members of the canvassing board hereby affix their seals certifying the official results of the said Consolidated Election. The annexed document is the Official Canvass for Hancock County, Illinois for said General Primary Election.


A total of 3310 persons cast ballots at the ~~Consolidated~~ Election in Hancock County, Illinois.


The following individuals received valid write-in votes at the April 1, 2025, Consolidated Election in Hancock County, Illinois:

<b>Office:</b>	Illini West School Board	
<b>Name:</b>	Beth Newton	<u>30</u>
<b>Office:</b>	Nauvoo-Colusa School Board	
	Michael Siegfried	<u>3</u>
<b>Office:</b>	Dallas Elementary School Board	
	Catherine Smith	<u>52</u>
<b>Office:</b>	Harmony Township Trustee	
	Al Frakes	<u>59</u>
	Chad Dorothy	<u>60</u>
<b>Office:</b>	Village of Bowen Clerk	
	Erika Smith	<u>6</u>
<b>Office:</b>	Rocky Run-Wilcox Township Trustee	
	Brock Yuskis	<u>16</u>

Dated this 15<sup>th</sup> day of April, 2025

  
\_\_\_\_\_  
Lisa Dooley  
Republican County Canvassing Board Member

  
\_\_\_\_\_  
Valeri K. Dittmer  
Democratic County Canvassing Board Member

  
\_\_\_\_\_  
Holly A. Wilde-Tillman  
Hancock County Clerk

(SEAL)

Run Date:04/11/25 01:52 PM

TREASURER VILLAGE OF BENTLEY  
(VOTE FOR) 1  
(WITH 1 OF 1 PRECINCTS COUNTED)  
Katy Huling. . . . . 6 100.00  
Total . . . . . 6

TRUSTEE VILLAGE OF BENTLEY  
(VOTE FOR) 2  
(WITH 1 OF 1 PRECINCTS COUNTED)  
Joyce Robinson. . . . . 6 50.00  
Cullen Grainger . . . . . 6 50.00  
Total . . . . . 12

PRESIDENT VILLAGE OF BOWEN  
(VOTE FOR) 1  
(WITH 1 OF 1 PRECINCTS COUNTED)  
Jesse Van Beck (IND). . . . . 54 100.00  
Total . . . . . 54

CLERK VILLAGE OF BOWEN  
(VOTE FOR) 1  
(WITH 1 OF 1 PRECINCTS COUNTED)  
WRITE-IN. . . . . 9 100.00  
No Candidate . . . . . 0  
Total . . . . . 9

TRUSTEE VILLAGE OF BOWEN  
(VOTE FOR) 4  
(WITH 1 OF 1 PRECINCTS COUNTED)  
Patrick L. Frew (IND) . . . . . 46 36.80  
Tyler Westfall (IND). . . . . 40 32.00  
Michala Westfall (IND) . . . . . 39 31.20  
Total . . . . . 125

PRESIDENT (UNEX.2YR) VILLAGE OF ELVASTON  
(VOTE FOR) 1  
(WITH 2 OF 2 PRECINCTS COUNTED)  
Joe Burford. . . . . 14 100.00  
Total . . . . . 14

CLERK (UNEX.2YR) VILLAGE OF ELVASTON  
(VOTE FOR) 1  
(WITH 2 OF 2 PRECINCTS COUNTED)  
Kendra Lucas . . . . . 13 100.00  
Total . . . . . 13

TRUSTEE (4YR) VILLAGE OF ELVASTON  
(VOTE FOR) 2  
(WITH 2 OF 2 PRECINCTS COUNTED)  
Anna Stewart . . . . . 14 56.00  
Robert Murphy . . . . . 11 44.00  
Total . . . . . 25

TRUSTEE (UNEX.2YR) VILLAGE OF ELVASTON  
(VOTE FOR) 1  
(WITH 2 OF 2 PRECINCTS COUNTED)  
Donald Vickers. . . . . 14 100.00  
Total . . . . . 14

PRESIDENT VILLAGE OF FERRIS  
(VOTE FOR) 1  
(WITH 1 OF 1 PRECINCTS COUNTED)  
Charles Vass (IND) . . . . . 40 100.00  
Total . . . . . 40

CLERK VILLAGE OF FERRIS  
(VOTE FOR) 1  
(WITH 1 OF 1 PRECINCTS COUNTED)  
Krystin A. Brown (IND) . . . . . 45 100.00  
Total . . . . . 45

TRUSTEE (4YR) VILLAGE OF FERRIS  
(VOTE FOR) 3  
(WITH 1 OF 1 PRECINCTS COUNTED)  
David P. Mott (IND) . . . . . 30 26.79  
Tim Martin (IND) . . . . . 28 25.00  
Terence W. Vass (IND) . . . . . 27 24.11  
Steven Brown (IND) . . . . . 27 24.11  
Total . . . . . 112

TRUSTEE (UNEX.2YR) VILLAGE OF FERRIS  
(VOTE FOR) 1  
(WITH 1 OF 1 PRECINCTS COUNTED)  
Terry L. Hesselstine (IND) . . . . . 42 100.00  
Total . . . . . 42

PRESIDENT VILLAGE OF PLYMOUTH  
(VOTE FOR) 1  
(WITH 1 OF 1 PRECINCTS COUNTED)  
David Ellis. . . . . 47 100.00  
Total . . . . . 47

CLERK VILLAGE OF PLYMOUTH  
(VOTE FOR) 1  
(WITH 1 OF 1 PRECINCTS COUNTED)  
No Candidate . . . . . 0

TRUSTEE VILLAGE OF PLYMOUTH  
(VOTE FOR) 3  
(WITH 1 OF 1 PRECINCTS COUNTED)  
Cody Smith . . . . . 49 33.11  
Andrea Cox . . . . . 42 28.38  
Kyle Thompson . . . . . 33 22.30  
Shelly Conover. . . . . 24 16.22  
Total . . . . . 148

Run Date:04/11/25 01:52 PM

VOTES PERCENT

VOTES PERCENT

PRESIDENT VILLAGE OF PONTOOSUC  
(VOTE FOR) 1  
(WITH 1 OF 1 PRECINCTS COUNTED)

Floyd T Maynard (IND)	23	71.88
Bryan Long (IND)	9	28.13
Total	32	

CLERK APPANOOSE TWP.  
(VOTE FOR) 1  
(WITH 1 OF 1 PRECINCTS COUNTED)

Denise Allen (DEM)	47	100.00
No Candidate (REP)	0	
Total	47	

TRUSTEE VILLAGE OF PONTOOSUC  
(VOTE FOR) 4  
(WITH 1 OF 1 PRECINCTS COUNTED)

Carol A. Ried (IND)	23	21.50
James K. Olson (IND)	22	20.56
Thomas J. Burch (IND)	22	20.56
Brent K. Akers (IND)	16	14.95
Alice Vantiger (IND)	15	14.02
Paige Akers (IND)	9	8.41
Total	107	

HWY. COMMISSIONER APPANOOSE TWP.  
(VOTE FOR) 1  
(WITH 1 OF 1 PRECINCTS COUNTED)

Roger Pilkington (REP)	46	100.00
No Candidate (DEM)	0	
Total	46	

PRESIDENT VILLAGE OF WEST POINT  
(VOTE FOR) 1  
(WITH 1 OF 1 PRECINCTS COUNTED)

Kathryn Sparrow (IND)	8	100.00
Total	8	

TRUSTEE APPANOOSE TWP.  
(VOTE FOR) 4  
(WITH 1 OF 1 PRECINCTS COUNTED)

Alan Seigfried (REP)	46	25.56
Brian Rea (REP)	46	25.56
Colton Hardy (REP)	45	25.00
James Harman (REP)	43	23.89
No Candidate (DEM)	0	
Total	180	

CLERK VILLAGE OF WEST POINT  
(VOTE FOR) 1  
(WITH 1 OF 1 PRECINCTS COUNTED)

No Candidate	0	
--------------	---	--

SUPERVISOR AUGUSTA TWP.  
(VOTE FOR) 1  
(WITH 1 OF 1 PRECINCTS COUNTED)

Burdette Rosendale (REP)	65	100.00
No Candidate (DEM)	0	
Total	65	

TRUSTEE (4YR) VILLAGE OF WEST POINT  
(VOTE FOR) 3  
(WITH 1 OF 1 PRECINCTS COUNTED)

Kevin Moore (IND)	10	37.04
Kimberly Bartimus (IND)	9	33.33
Zachary Hill (IND)	8	29.63
Total	27	

CLERK AUGUSTA TWP.  
(VOTE FOR) 1  
(WITH 1 OF 1 PRECINCTS COUNTED)

Rebecca Poling (REP)	67	100.00
No Candidate (DEM)	0	
Total	67	

TRUSTEE (UNEX.2YR) VILLAGE OF WEST POINT  
(VOTE FOR) 2  
(WITH 1 OF 1 PRECINCTS COUNTED)

Sara McGowan (IND)	12	60.00
Rodney L. Sparrow (IND)	8	40.00
Total	20	

HWY. COMMISSIONER AUGUSTA TWP.  
(VOTE FOR) 1  
(WITH 1 OF 1 PRECINCTS COUNTED)

Aaron Miller (DEM)	71	100.00
No Candidate (REP)	0	
Total	71	

SUPERVISOR APPANOOSE TWP.  
(VOTE FOR) 1  
(WITH 1 OF 1 PRECINCTS COUNTED)

Cassie Rea (REP)	49	100.00
No Candidate (DEM)	0	
Total	49	

TRUSTEE AUGUSTA TWP.  
(VOTE FOR) 4  
(WITH 1 OF 1 PRECINCTS COUNTED)

Greg Tippey (REP)	68	27.76
Curt Eddington (REP)	66	26.94
Brady Holst (REP)	58	23.67
Dale Bell (REP)	53	21.63
No Candidate (DEM)	0	
Total	245	

Run Date:04/11/25 01:52 PM

VOTES PERCENT

SUPERVISOR BEAR CREEK TWP.  
(VOTE FOR) 1  
(WITH 1 OF 1 PRECINCTS COUNTED)

Adam Lucie (REP) . . . . .	60	100.00
No Candidate (DEM) . . . . .	0	
Total . . . . .	60	

CLERK BEAR CREEK TWP.  
(VOTE FOR) 1  
(WITH 1 OF 1 PRECINCTS COUNTED)

Tracy Climer (REP) . . . . .	63	100.00
No Candidate (DEM) . . . . .	0	
Total . . . . .	63	

HWY. COMMISSIONER BEAR CREEK TWP.  
(VOTE FOR) 1  
(WITH 1 OF 1 PRECINCTS COUNTED)

Abraham Huls (REP) . . . . .	60	100.00
No Candidate (DEM) . . . . .	0	
Total . . . . .	60	

TRUSTEE BEAR CREEK TWP.  
(VOTE FOR) 4  
(WITH 1 OF 1 PRECINCTS COUNTED)

Randy White Jr. (REP) . . . . .	58	26.13
Robert Hurt (REP). . . . .	57	25.68
Melissa Huls (REP) . . . . .	56	25.23
Tasha Speer (REP). . . . .	51	22.97
No Candidate (DEM) . . . . .	0	
Total . . . . .	222	

SUPERVISOR CARTHAGE TWP.  
(VOTE FOR) 1  
(WITH 4 OF 4 PRECINCTS COUNTED)

Brenda K. Young (REP) . . . . .	384	100.00
No Candidate (DEM) . . . . .	0	
Total . . . . .	384	

CLERK CARTHAGE TWP.  
(VOTE FOR) 1  
(WITH 4 OF 4 PRECINCTS COUNTED)

Dan Dion (REP). . . . .	411	100.00
No Candidate (DEM) . . . . .	0	
Total . . . . .	411	

HWY. COMMISSIONER CARTHAGE TWP.  
(VOTE FOR) 1  
(WITH 4 OF 4 PRECINCTS COUNTED)

Kevin Blanton (REP) . . . . .	354	100.00
No Candidate (DEM) . . . . .	0	
Total . . . . .	354	

VOTES PERCENT

TRUSTEE CARTHAGE TWP.  
(VOTE FOR) 4  
(WITH 4 OF 4 PRECINCTS COUNTED)

Merlin Gronewold (REP) . . . . .	325	25.98
Parrish T Young (REP) . . . . .	318	25.42
Ross E Wear (DEM). . . . .	314	25.10
Terry Junk (REP) . . . . .	294	23.50
Total . . . . .	1,251	

SUPERVISOR CHILI TWP.  
(VOTE FOR) 1  
(WITH 1 OF 1 PRECINCTS COUNTED)

Stephanie Denny (REP) . . . . .	77	100.00
No Candidate (DEM) . . . . .	0	
Total . . . . .	77	

CLERK CHILI TWP.  
(VOTE FOR) 1  
(WITH 1 OF 1 PRECINCTS COUNTED)

Celia Buss (REP) . . . . .	78	100.00
No Candidate (DEM) . . . . .	0	
Total . . . . .	78	

HWY. COMMISSIONER CHILI TWP.  
(VOTE FOR) 1  
(WITH 1 OF 1 PRECINCTS COUNTED)

Justin Wood (REP). . . . .	82	100.00
No Candidate (DEM) . . . . .	0	
Total . . . . .	82	

TRUSTEE CHILI TWP.  
(VOTE FOR) 4  
(WITH 1 OF 1 PRECINCTS COUNTED)

Kati McClelland (REP) . . . . .	75	27.99
Mark Buss (REP) . . . . .	69	25.75
Dennis Sherrick (REP) . . . . .	67	25.00
Philip Parker (REP) . . . . .	57	21.27
No Candidate (DEM) . . . . .	0	
Total . . . . .	268	

SUPERVISOR DALLAS CITY TWP.  
(VOTE FOR) 1  
(WITH 1 OF 1 PRECINCTS COUNTED)

Kristin Kaminski (DEM) . . . . .	92	100.00
No Candidate (REP) . . . . .	0	
Total . . . . .	92	

CLERK DALLAS CITY TWP.  
(VOTE FOR) 1  
(WITH 1 OF 1 PRECINCTS COUNTED)

Judy Melton (REP). . . . .	97	100.00
No Candidate (DEM) . . . . .	0	
Total . . . . .	97	

Run Date:04/11/25 01:52 PM

VOTES PERCENT

VOTES PERCENT

HWY. COMMISSIONER DALLAS CITY TWP.  
(VOTE FOR) 1

(WITH 1 OF 1 PRECINCTS COUNTED)		
Martin Sparrow (REP) . . . . .	99	100.00
No Candidate (DEM) . . . . .	0	
Total . . . . .	99	

CLERK FOUNTAIN GREEN TWP.  
(VOTE FOR) 1

(WITH 1 OF 1 PRECINCTS COUNTED)		
Jennifer Little (REP) . . . . .	68	87.18
Julie Eggleston (DEM) . . . . .	10	12.82
Total . . . . .	78	

TRUSTEE DALLAS CITY TWP.  
(VOTE FOR) 4

(WITH 1 OF 1 PRECINCTS COUNTED)		
John A. Wibbell (DEM) . . . . .	86	34.40
Jerry Lillard (DEM) . . . . .	83	33.20
Lowell Newberry (DEM) . . . . .	81	32.40
No Candidate (REP) . . . . .	0	
Total . . . . .	250	

HWY. COMMISSIONER FOUNTAIN GREEN TWP.  
(VOTE FOR) 1

(WITH 1 OF 1 PRECINCTS COUNTED)		
Tom Wear (REP) . . . . .	75	100.00
No Candidate (DEM) . . . . .	0	
Total . . . . .	75	

SUPERVISOR DURHAM TWP.  
(VOTE FOR) 1

(WITH 1 OF 1 PRECINCTS COUNTED)		
Brenda L. Palmer (REP) . . . . .	46	100.00
No Candidate (DEM) . . . . .	0	
Total . . . . .	46	

TRUSTEE FOUNTAIN GREEN TWP.  
(VOTE FOR) 4

(WITH 1 OF 1 PRECINCTS COUNTED)		
Alex Blythe (REP) . . . . .	60	28.44
Duane McDowell (REP) . . . . .	58	27.49
Seth Flynn (REP) . . . . .	55	26.07
Charlie Wear (DEM) . . . . .	38	18.01
Total . . . . .	211	

CLERK DURHAM TWP.  
(VOTE FOR) 1

(WITH 1 OF 1 PRECINCTS COUNTED)		
Theresa Purdy (REP) . . . . .	47	100.00
No Candidate (DEM) . . . . .	0	
Total . . . . .	47	

SUPERVISOR HANCOCK TWP.  
(VOTE FOR) 1

(WITH 1 OF 1 PRECINCTS COUNTED)		
Lonnie Riggins (DEM) . . . . .	43	100.00
No Candidate (REP) . . . . .	0	
Total . . . . .	43	

HWY. COMMISSIONER DURHAM TWP.  
(VOTE FOR) 1

(WITH 1 OF 1 PRECINCTS COUNTED)		
W. David Anderson (REP) . . . . .	47	100.00
No Candidate (DEM) . . . . .	0	
Total . . . . .	47	

CLERK HANCOCK TWP.  
(VOTE FOR) 1

(WITH 1 OF 1 PRECINCTS COUNTED)		
Maggie Bolen (IND) . . . . .	43	100.00
No Candidate (DEM) . . . . .	0	
No Candidate (REP) . . . . .	0	
Total . . . . .	43	

TRUSTEE DURHAM TWP.  
(VOTE FOR) 4

(WITH 1 OF 1 PRECINCTS COUNTED)		
Scott Hocker (REP) . . . . .	46	27.06
Jensen Corzatt (REP) . . . . .	43	25.29
Tim Purdy (REP) . . . . .	41	24.12
Jeff Eckhardt (REP) . . . . .	40	23.53
No Candidate (DEM) . . . . .	0	
Total . . . . .	170	

HWY. COMMISSIONER HANCOCK TWP.  
(VOTE FOR) 1

(WITH 1 OF 1 PRECINCTS COUNTED)		
Tom Main II (REP) . . . . .	42	100.00
No Candidate (DEM) . . . . .	0	
Total . . . . .	42	

SUPERVISOR FOUNTAIN GREEN TWP.  
(VOTE FOR) 1

(WITH 1 OF 1 PRECINCTS COUNTED)		
Jamie Hocker (REP) . . . . .	68	100.00
No Candidate (DEM) . . . . .	0	
Total . . . . .	68	

TRUSTEE HANCOCK TWP.  
(VOTE FOR) 4

(WITH 1 OF 1 PRECINCTS COUNTED)		
Darren K. Spangler (REP) . . . . .	47	27.33
Terenia Fecht (REP) . . . . .	36	20.93
Richard Gray (DEM) . . . . .	31	18.02
Sherrri Main (REP) . . . . .	31	18.02
Andrew Charles Klein (DEM) . . . . .	27	15.70
Total . . . . .	172	

Run Date:04/11/25 01:52 PM

VOTES PERCENT

VOTES PERCENT

SUPERVISOR HARMONY TWP.

(VOTE FOR) 1  
(WITH 1 OF 1 PRECINCTS COUNTED)  
Samantha Klingler (REP). . . . . 67 100.00  
No Candidate (DEM) . . . . . 0  
Total . . . . . 67

HWY. COMMISSIONER LaHARPE TWP.

(VOTE FOR) 1  
(WITH 2 OF 2 PRECINCTS COUNTED)  
Duane Berlett (REP) . . . . . 288 100.00  
No Candidate (DEM) . . . . . 0  
Total . . . . . 288

CLERK HARMONY TWP.

(VOTE FOR) 1  
(WITH 1 OF 1 PRECINCTS COUNTED)  
Tiffany Long (REP) . . . . . 94 100.00  
No Candidate (DEM) . . . . . 0  
Total . . . . . 94

TRUSTEE LaHARPE TWP.

(VOTE FOR) 4  
(WITH 2 OF 2 PRECINCTS COUNTED)  
James L. Mohr (REP) . . . . . 269 25.67  
Brad Link (REP) . . . . . 267 25.48  
Barbara Loudon (REP). . . . . 261 24.90  
Thomas M. Link (REP). . . . . 251 23.95  
No Candidate (DEM) . . . . . 0  
Total . . . . . 1,048

HWY. COMMISSIONER HARMONY TWP.

(VOTE FOR) 1  
(WITH 1 OF 1 PRECINCTS COUNTED)  
Mark Harrison (REP) . . . . . 75 100.00  
No Candidate (DEM) . . . . . 0  
Total . . . . . 75

SUPERVISOR MONTEBELLO TWP.

(VOTE FOR) 1  
(WITH 4 OF 4 PRECINCTS COUNTED)  
Doris Ritter (REP) . . . . . 336 100.00  
No Candidate (DEM) . . . . . 0  
Total . . . . . 336

TRUSTEE HARMONY TWP.

(VOTE FOR) 4  
(WITH 1 OF 1 PRECINCTS COUNTED)  
WRITE-IN. . . . . 119 35.63  
Jim Fink (REP). . . . . 78 23.35  
Alan Byers (REP) . . . . . 75 22.46  
Dave Hartweg (REP) . . . . . 32 9.58  
Darin Klingler (REP). . . . . 30 8.98  
No Candidate (DEM) . . . . . 0  
Total . . . . . 334

CLERK MONTEBELLO TWP.

(VOTE FOR) 1  
(WITH 4 OF 4 PRECINCTS COUNTED)  
Betty S. Buckert (REP) . . . . . 340 100.00  
No Candidate (DEM) . . . . . 0  
Total . . . . . 340

SUPERVISOR LaHARPE TWP.

(VOTE FOR) 1  
(WITH 2 OF 2 PRECINCTS COUNTED)  
John R. Loudon Jr. (REP) . . . . . 285 100.00  
No Candidate (DEM) . . . . . 0  
Total . . . . . 285

ASSESSOR MONTEBELLO TWP.

(VOTE FOR) 1  
(WITH 4 OF 4 PRECINCTS COUNTED)  
Kirk E. Cameron (REP) . . . . . 313 100.00  
No Candidate (DEM) . . . . . 0  
Total . . . . . 313

CLERK LaHARPE TWP.

(VOTE FOR) 1  
(WITH 2 OF 2 PRECINCTS COUNTED)  
Deanna B. Stambaugh (REP) . . . . . 296 100.00  
No Candidate (DEM) . . . . . 0  
Total . . . . . 296

HWY. COMMISSIONER MONTEBELLO TWP.

(VOTE FOR) 1  
(WITH 4 OF 4 PRECINCTS COUNTED)  
David L. Reneau (REP) . . . . . 318 100.00  
No Candidate (DEM) . . . . . 0  
Total . . . . . 318

ASSESSOR LaHARPE TWP.

(VOTE FOR) 1  
(WITH 2 OF 2 PRECINCTS COUNTED)  
Rex Johnson (REP). . . . . 300 100.00  
No Candidate (DEM) . . . . . 0  
Total . . . . . 300

TRUSTEE MONTEBELLO TWP.

(VOTE FOR) 4  
(WITH 4 OF 4 PRECINCTS COUNTED)  
Josh Turner (REP). . . . . 309 26.59  
Cindy Figge (REP). . . . . 296 25.47  
Dale W. Mulch (REP) . . . . . 286 24.61  
Pamela Gooding (REP). . . . . 271 23.32  
No Candidate (DEM) . . . . . 0  
Total . . . . . 1,162

Run Date:04/11/25 01:52 PM

VOTES PERCENT

VOTES PERCENT

SUPERVISOR NAUVOO TWP.  
(VOTE FOR) 1  
(WITH 1 OF 1 PRECINCTS COUNTED)

Thomas Brown (REP) . . . . .	199	100.00
No Candidate (DEM) . . . . .	0	
Total . . . . .	199	

COMM.BLDG.BD. PILOT GROVE TWP.  
(VOTE FOR) 3  
(WITH 1 OF 1 PRECINCTS COUNTED)

Ronda L. Johnson . . . . .	98	32.45
Kirstin Cramer . . . . .	90	29.80
Ruby Duffy . . . . .	77	25.50
Rena Rose . . . . .	37	12.25
Total . . . . .	302	

CLERK NAUVOO TWP.  
(VOTE FOR) 1  
(WITH 1 OF 1 PRECINCTS COUNTED)

Kimberly Logan (REP) . . . . .	193	100.00
No Candidate (DEM) . . . . .	0	
Total . . . . .	193	

SUPERVISOR PONTOOSUC TWP.  
(VOTE FOR) 1  
(WITH 1 OF 1 PRECINCTS COUNTED)

John Hogan (REP) . . . . .	75	100.00
No Candidate (DEM) . . . . .	0	
Total . . . . .	75	

TRUSTEE NAUVOO TWP.  
(VOTE FOR) 4  
(WITH 1 OF 1 PRECINCTS COUNTED)

James Ralph (REP) . . . . .	153	34.30
Bill Schneider (REP) . . . . .	148	33.18
David Rhodes (REP) . . . . .	145	32.51
No Candidate (DEM) . . . . .	0	
Total . . . . .	446	

CLERK PONTOOSUC TWP.  
(VOTE FOR) 1  
(WITH 1 OF 1 PRECINCTS COUNTED)

Jessica Gnann (REP) . . . . .	45	53.57
Jan M. Tripp (DEM) . . . . .	39	46.43
Total . . . . .	84	

SUPERVISOR PILOT GROVE TWP.  
(VOTE FOR) 1  
(WITH 1 OF 1 PRECINCTS COUNTED)

Donna Kleopfer (REP) . . . . .	113	100.00
No Candidate (DEM) . . . . .	0	
Total . . . . .	113	

HWY. COMMISSIONER PONTOOSUC TWP.  
(VOTE FOR) 1  
(WITH 1 OF 1 PRECINCTS COUNTED)

Josh Dooley (REP) . . . . .	74	100.00
No Candidate (DEM) . . . . .	0	
Total . . . . .	74	

CLERK PILOT GROVE TWP.  
(VOTE FOR) 1  
(WITH 1 OF 1 PRECINCTS COUNTED)

Nancy Pettit (REP) . . . . .	112	100.00
No Candidate (DEM) . . . . .	0	
Total . . . . .	112	

TRUSTEE PONTOOSUC TWP.  
(VOTE FOR) 4  
(WITH 1 OF 1 PRECINCTS COUNTED)

Roger Hogan (REP) . . . . .	62	28.44
Robert A. Hedges (REP) . . . . .	54	24.77
Paul McEntee (DEM) . . . . .	53	24.31
Jacob Woolverton (REP) . . . . .	49	22.48
Total . . . . .	218	

HWY. COMMISSIONER PILOT GROVE TWP.  
(VOTE FOR) 1  
(WITH 1 OF 1 PRECINCTS COUNTED)

Jerry Green (REP) . . . . .	86	71.67
Ross Reidner (DEM) . . . . .	34	28.33
Total . . . . .	120	

SUPERVISOR PRAIRIE TWP.  
(VOTE FOR) 1  
(WITH 1 OF 1 PRECINCTS COUNTED)

Teresa L. Smith (REP) . . . . .	63	100.00
No Candidate (DEM) . . . . .	0	
Total . . . . .	63	

TRUSTEE PILOT GROVE TWP.  
(VOTE FOR) 4  
(WITH 1 OF 1 PRECINCTS COUNTED)

Donna Cramer (REP) . . . . .	97	23.89
Mark Pettit (REP) . . . . .	94	23.15
Billy Cramer (REP) . . . . .	93	22.91
Dan Johnson (REP) . . . . .	90	22.17
Stephen Dowell (DEM) . . . . .	32	7.88
Total . . . . .	406	

CLERK PRAIRIE TWP.  
(VOTE FOR) 1  
(WITH 1 OF 1 PRECINCTS COUNTED)

Rod McGaughey (REP) . . . . .	63	100.00
No Candidate (DEM) . . . . .	0	
Total . . . . .	63	

Run Date:04/11/25 01:52 PM

VOTES PERCENT

VOTES PERCENT

HWY. COMMISSIONER PRAIRIE TWP.  
(VOTE FOR) 1

CLERK ROCKY RUN-WILCOX TWP.  
(VOTE FOR) 1

(WITH 1 OF 1 PRECINCTS COUNTED)

(WITH 1 OF 1 PRECINCTS COUNTED)

Travis L. Smith (REP)	64	100.00
No Candidate (DEM)	0	
Total	64	

Joanne Beeeler (REP)	51	100.00
No Candidate (DEM)	0	
Total	51	

TRUSTEE PRAIRIE TWP.  
(VOTE FOR) 4

HWY. COMMISSIONER ROCKY RUN-WILCOX TWP.  
(VOTE FOR) 1

(WITH 1 OF 1 PRECINCTS COUNTED)

(WITH 1 OF 1 PRECINCTS COUNTED)

Sam Wood (REP)	56	25.69
Charles Fink (REP)	55	25.23
Duane Fugate (REP)	54	24.77
Andrew Shoen (REP)	53	24.31
No Candidate (DEM)	0	
Total	218	

Schylar Hochgraber (REP)	48	100.00
No Candidate (DEM)	0	
Total	48	

SUPERVISOR ROCK CREEK TWP.  
(VOTE FOR) 1

TRUSTEE ROCKY RUN-WILCOX TWP.  
(VOTE FOR) 4

(WITH 1 OF 1 PRECINCTS COUNTED)

(WITH 1 OF 1 PRECINCTS COUNTED)

Bryan Scheetz (REP)	84	100.00
No Candidate (DEM)	0	
Total	84	

Brandon Grunewald (REP)	47	30.72
Sierra Hochgraber (REP)	46	30.07
Whitney Hochgraber (REP)	44	28.76
WRITE-IN	16	10.46
No Candidate (DEM)	0	
Total	153	

CLERK ROCK CREEK TWP.  
(VOTE FOR) 1

SUPERVISOR SONORA TWP.  
(VOTE FOR) 1

(WITH 1 OF 1 PRECINCTS COUNTED)

(WITH 1 OF 1 PRECINCTS COUNTED)

Michelle Merritt (REP)	82	100.00
No Candidate (DEM)	0	
Total	82	

Trisha Lowman (REP)	88	100.00
No Candidate (DEM)	0	
Total	88	

HWY. COMMISSIONER ROCK CREEK TWP.  
(VOTE FOR) 1

CLERK SONORA TWP.  
(VOTE FOR) 1

(WITH 1 OF 1 PRECINCTS COUNTED)

(WITH 1 OF 1 PRECINCTS COUNTED)

Eric Martin (REP)	82	100.00
No Candidate (DEM)	0	
Total	82	

Sarah Kohl (REP)	85	100.00
No Candidate (DEM)	0	
Total	85	

TRUSTEE ROCK CREEK TWP.  
(VOTE FOR) 4

HWY. COMMISSIONER SONORA TWP.  
(VOTE FOR) 1

(WITH 1 OF 1 PRECINCTS COUNTED)

(WITH 1 OF 1 PRECINCTS COUNTED)

Matt Merritt (REP)	78	26.99
Tonia Carlisle (REP)	72	24.91
Jim Morrison (REP)	72	24.91
Braxton Boyer (REP)	67	23.18
No Candidate (DEM)	0	
Total	289	

Tyler Priebe (REP)	88	100.00
No Candidate (DEM)	0	
Total	88	

SUPERVISOR ROCKY RUN-WILCOX TWP.  
(VOTE FOR) 1

TRUSTEE SONORA TWP.  
(VOTE FOR) 4

(WITH 1 OF 1 PRECINCTS COUNTED)

(WITH 1 OF 1 PRECINCTS COUNTED)

Larry Mulch (REP)	48	100.00
No Candidate (DEM)	0	
Total	48	

Ronald Starr (REP)	80	23.26
Joe Radel (REP)	79	22.97
Nolan Wilkens (REP)	78	22.67
Wm. Alan Metternich (DEM)	67	19.48
Doug Marshall (REP)	40	11.63
Total	344	



Run Date:04/11/25 01:52 PM

VOTES PERCENT

VOTES PERCENT

SUPERVISOR ST. ALBANS TWP.  
(VOTE FOR) 1  
(WITH 1 OF 1 PRECINCTS COUNTED)

Tammy Dighton (REP) . . . . .	26	100.00
No Candidate (DEM) . . . . .	0	
Total . . . . .	26	

TRUSTEE ST. MARYS TWP.  
(VOTE FOR) 4  
(WITH 1 OF 1 PRECINCTS COUNTED)

Frederick Hoelscher (REP) . . . . .	71	27.73
Harry J. Douglas (REP) . . . . .	69	26.95
Elden Castlebury (DEM) . . . . .	63	24.61
Edwin D. Powell (DEM) . . . . .	53	20.70
Total . . . . .	256	

CLERK ST. ALBANS TWP.  
(VOTE FOR) 1  
(WITH 1 OF 1 PRECINCTS COUNTED)

Lisa Bruenger (REP) . . . . .	31	100.00
No Candidate (DEM) . . . . .	0	
Total . . . . .	31	

SUPERVISOR WALKER TWP.  
(VOTE FOR) 1  
(WITH 1 OF 1 PRECINCTS COUNTED)

E. Thomas Mecklenburg (REP) . . . . .	48	100.00
No Candidate (DEM) . . . . .	0	
Total . . . . .	48	

HWY. COMMISSIONER ST. ALBANS TWP.  
(VOTE FOR) 1  
(WITH 1 OF 1 PRECINCTS COUNTED)

Robert L. Dighton (REP). . . . .	28	100.00
No Candidate (DEM) . . . . .	0	
Total . . . . .	28	

CLERK WALKER TWP.  
(VOTE FOR) 1  
(WITH 1 OF 1 PRECINCTS COUNTED)

Deane A. Morey (REP). . . . .	48	100.00
No Candidate (DEM) . . . . .	0	
Total . . . . .	48	

TRUSTEE ST. ALBANS TWP.  
(VOTE FOR) 4  
(WITH 1 OF 1 PRECINCTS COUNTED)

M. Keith Bruns (REP). . . . .	27	34.62
Bryan Knorr (REP). . . . .	27	34.62
Andrew Gastler (REP). . . . .	24	30.77
No Candidate (DEM) . . . . .	0	
Total . . . . .	78	

HWY. COMMISSIONER WALKER TWP.  
(VOTE FOR) 1  
(WITH 1 OF 1 PRECINCTS COUNTED)

Jay Roskamp (REP). . . . .	46	100.00
No Candidate (DEM) . . . . .	0	
Total . . . . .	46	

SUPERVISOR ST. MARYS TWP.  
(VOTE FOR) 1  
(WITH 1 OF 1 PRECINCTS COUNTED)

Brian Castlebury (DEM) . . . . .	75	100.00
No Candidate (REP) . . . . .	0	
Total . . . . .	75	

TRUSTEE WALKER TWP.  
(VOTE FOR) 4  
(WITH 1 OF 1 PRECINCTS COUNTED)

Max Roskamp (REP). . . . .	48	25.53
Kevin Roskamp (REP) . . . . .	48	25.53
Wayne Spory (REP). . . . .	47	25.00
Stephen Mulch (REP) . . . . .	45	23.94
No Candidate (DEM) . . . . .	0	
Total . . . . .	188	

CLERK ST. MARYS TWP.  
(VOTE FOR) 1  
(WITH 1 OF 1 PRECINCTS COUNTED)

Mary Lea Castlebury (REP) . . . . .	81	100.00
No Candidate (DEM) . . . . .	0	
Total . . . . .	81	

SUPERVISOR WARSAW TWP.  
(VOTE FOR) 1  
(WITH 3 OF 3 PRECINCTS COUNTED)

Gina Clarke (REP). . . . .	356	100.00
No Candidate (DEM) . . . . .	0	
Total . . . . .	356	

HWY. COMMISSIONER ST. MARYS TWP.  
(VOTE FOR) 1  
(WITH 1 OF 1 PRECINCTS COUNTED)

Mark L. Kelly (REP) . . . . .	80	100.00
No Candidate (DEM) . . . . .	0	
Total . . . . .	80	

CLERK WARSAW TWP.  
(VOTE FOR) 1  
(WITH 3 OF 3 PRECINCTS COUNTED)

Joseph Clarke (REP) . . . . .	371	100.00
No Candidate (DEM) . . . . .	0	
Total . . . . .	371	

Run Date:04/11/25 01:52 PM

VOTES PERCENT

VOTES PERCENT

TRUSTEE WARSAW TWP.

(VOTE FOR) 4

(WITH 3 OF 3 PRECINCTS COUNTED)

Joshua Smith (REP)	258	34.54
Dustin Winkler (REP)	253	33.87
John Casey (DEM)	236	31.59
Total	747	

SUPERVISOR WYTHE TWP.

(VOTE FOR) 1

(WITH 1 OF 1 PRECINCTS COUNTED)

Gregory Sandidge (DEM)	84	100.00
No Candidate (REP)	0	
Total	84	

CLERK WYTHE TWP.

(VOTE FOR) 1

(WITH 1 OF 1 PRECINCTS COUNTED)

Lexis Hoener (REP)	90	100.00
No Candidate (DEM)	0	
Total	90	

HWY. COMMISSIONER WYTHE TWP.

(VOTE FOR) 1

(WITH 1 OF 1 PRECINCTS COUNTED)

Marc Huls (REP)	66	58.41
Michael Wright (DEM)	47	41.59
Total	113	

TRUSTEE WYTHE TWP.

(VOTE FOR) 4

(WITH 1 OF 1 PRECINCTS COUNTED)

Tim Schilson (REP)	79	25.90
Margaret Althide (REP)	78	25.57
Brandon Althide (REP)	78	25.57
Brandon Koehler (REP)	70	22.95
No Candidate (DEM)	0	
Total	305	

MULTI-TWP. ASSESSOR DISTRICT A

(VOTE FOR) 1

(WITH 3 OF 3 PRECINCTS COUNTED)

No Candidate (REP)	0	
No Candidate (DEM)	0	

MULTI-TWP. ASSESSOR DISTRICT B

(VOTE FOR) 1

(WITH 2 OF 2 PRECINCTS COUNTED)

No Candidate (REP)	0	
No Candidate (DEM)	0	

MULTI-TWP. ASSESSOR DISTRICT C

(VOTE FOR) 1

(WITH 2 OF 2 PRECINCTS COUNTED)

No Candidate (REP)	0	
No Candidate (DEM)	0	

MULTI-TWP. ASSESSOR DISTRICT F

(VOTE FOR) 1

(WITH 1 OF 1 PRECINCTS COUNTED)

David N. Walker (REP)	55	100.00
No Candidate (DEM)	0	
Total	55	

MULTI-TWP. ASSESSOR DISTRICT G

(VOTE FOR) 1

(WITH 1 OF 1 PRECINCTS COUNTED)

No Candidate (REP)	0	
No Candidate (DEM)	0	

MULTI-TWP. ASSESSOR DISTRICT H

(VOTE FOR) 1

(WITH 3 OF 3 PRECINCTS COUNTED)

Megan Hoener (REP)	132	100.00
No Candidate (DEM)	0	
Total	132	

MULTI-TWP. ASSESSOR DISTRICT I

(VOTE FOR) 1

(WITH 3 OF 3 PRECINCTS COUNTED)

Christina Roberts (REP)	218	100.00
No Candidate (DEM)	0	
Total	218	

MULTI-TWP. ASSESSOR DIST B

(VOTE FOR) 1

(WITH 1 OF 1 PRECINCTS COUNTED)

No Candidate (DEM)	0	
No Candidate (REP)	0	

MULTI-TWP. ASSESSOR DIST C

(VOTE FOR) 1

(WITH 2 OF 2 PRECINCTS COUNTED)

No Candidate (DEM)	0	
No Candidate (REP)	0	

MULTI-TWP. ASSESSOR DIST F

(VOTE FOR) 1

(WITH 4 OF 4 PRECINCTS COUNTED)

David N. Walker (REP)	315	100.00
No Candidate (DEM)	0	
Total	315	

Run Date:04/11/25 01:52 PM

VOTES PERCENT

MULTI-TWP. ASSESSOR DIST G  
(VOTE FOR) 1  
(WITH 3 OF 3 PRECINCTS COUNTED)

No Candidate (DEM)	0
No Candidate (REP)	0

MULTI-TWP. ASSESSOR DIST H  
(VOTE FOR) 1  
(WITH 1 OF 1 PRECINCTS COUNTED)

Megan Hoener (REP)	93	100.00
No Candidate (DEM)	0	
Total	93	

MULTI-TWP. ASSESSOR DIST I  
(VOTE FOR) 1  
(WITH 1 OF 1 PRECINCTS COUNTED)

Christina Roberts (REP)	74	100.00
No Candidate (DEM)	0	
Total	74	

COMMISSIONER CARTHAGE PARK DIST.  
(VOTE FOR) 2  
(WITH 3 OF 3 PRECINCTS COUNTED)

No Candidate	0
--------------	---

COMMISSIONER CHILI TWP PARK DIST.  
(VOTE FOR) 1  
(WITH 1 OF 1 PRECINCTS COUNTED)

No Candidate	0
--------------	---

COMMISSIONER (6YR) DALLAS CITY PARK DIST.  
(VOTE FOR) 1  
(WITH 1 OF 1 PRECINCTS COUNTED)

Ross Allen Hutson	75	100.00
Total	75	

COMMISSIONER (UNEX.4YR) DALLAS CITY PARK DIST.  
(VOTE FOR) 1  
(WITH 1 OF 1 PRECINCTS COUNTED)

Lucille Michelle Gold	72	100.00
Total	72	

COMMISSIONER (UNEX.2YR) DALLAS CITY PARK DIST.  
(VOTE FOR) 1  
(WITH 1 OF 1 PRECINCTS COUNTED)

Erica Noelle Ferguson	66	100.00
Total	66	

VOTES PERCENT

COMMISSIONER (6YR) HAMILTON PARK DIST.  
(VOTE FOR) 1  
(WITH 3 OF 3 PRECINCTS COUNTED)

Sarah Rahn	250	100.00
Total	250	

COMMISSIONER (UNEX.4YR) HAMILTON PARK DIST.  
(VOTE FOR) 1  
(WITH 3 OF 3 PRECINCTS COUNTED)

Kane Asbridge	260	100.00
Total	260	

COMMISSIONER LAHARPE PARK DIST.  
(VOTE FOR) 1  
(WITH 2 OF 2 PRECINCTS COUNTED)

Barry Wright	242	100.00
Total	242	

COMMISSIONER NAUVOO PARK DIST.  
(VOTE FOR) 2  
(WITH 2 OF 2 PRECINCTS COUNTED)

Jamie Steen	189	57.10
Jackie Mathews	142	42.90
Total	331	

COMMISSIONER WARSAW PARK DIST.  
(VOTE FOR) 2  
(WITH 3 OF 3 PRECINCTS COUNTED)

Sharon McAllister	332	58.55
Tom Hansen	235	41.45
Total	567	

TRUSTEE BLANDINSVILLE HIRE PLD  
(VOTE FOR) 3  
(WITH 1 OF 1 PRECINCTS COUNTED)

Kristina Thrapp	4	44.44
Amanda Kreps	3	33.33
Deloris Rodeffer	2	22.22
Total	9	

TRUSTEE (FULL) CARTHAGE PLD  
(VOTE FOR) 2  
(WITH 10 OF 10 PRECINCTS COUNTED)

Rose Fisher	663	100.00
Total	663	

TRUSTEE (UNEX.2YR) CARTHAGE PLD  
(VOTE FOR) 1  
(WITH 10 OF 10 PRECINCTS COUNTED)

Ann L. Thompson	658	100.00
Total	658	

SUMMARY REPORT

Hancock County  
Summary Report  
April 1, 2025

Run Date:04/11/25 01:52 PM

VOTES PERCENT

TRUSTEE FOUR STAR PLD  
(VOTE FOR) 4  
(WITH 3 OF 3 PRECINCTS COUNTED)

Connie Bealor . . . . .	1	25.00
Marcia Cornwell . . . . .	1	25.00
Marcia Shieferdecker . . . . .	1	25.00
Belinda Schoch . . . . .	1	25.00
Total . . . . .	4	

TRUSTEE GREATER WEST CENTRAL PLD  
(VOTE FOR) 2  
(WITH 6 OF 6 PRECINCTS COUNTED)

Brea Corrigan . . . . .	243	57.86
Connie Haschemeyer . . . . .	177	42.14
Total . . . . .	420	

TRUSTEE LAHARPE CARNEGIE PLD  
(VOTE FOR) 4  
(WITH 6 OF 6 PRECINCTS COUNTED)

Sharla Lenix . . . . .	354	57.56
Janet Gladu . . . . .	261	42.44
Total . . . . .	615	

BD.MBR. CARTHAGE ELEM. SD 317  
(VOTE FOR) 4  
(WITH 11 OF 11 PRECINCTS COUNTED)

Jacob Murphy . . . . .	605	25.31
Gary N. Jackson . . . . .	516	21.59
Linda Brooks Housewright . . . . .	495	20.71
Stephanie Kristine Fitch . . . . .	433	18.12
Christina White . . . . .	341	14.27
Total . . . . .	2,390	

BD.MBR. DALLAS ELEM. SD 327  
(VOTE FOR) 3  
(WITH 3 OF 3 PRECINCTS COUNTED)

WRITE-IN . . . . .	58	100.00
No Candidate . . . . .	0	
Total . . . . .	58	

BD.MBR. (T5N R8W) HAMILTON CCSD 328  
(VOTE FOR) 2  
(WITH 8 OF 8 PRECINCTS COUNTED)

Jordan A. Hawes . . . . .	393	53.76
Michelle Monroe . . . . .	338	46.24
Total . . . . .	731	

BD.MBR. (REM.CNG.TWPS) HAMILTON CCSD 328  
(VOTE FOR) 2  
(WITH 8 OF 8 PRECINCTS COUNTED)

Craig Harmon . . . . .	375	51.30
Nick Capaldo . . . . .	356	48.70
Total . . . . .	731	

VOTES PERCENT

BD.MBR. (4YR) LAHARPE CUSD 347  
(VOTE FOR) 4  
(WITH 6 OF 6 PRECINCTS COUNTED)

Joshua B. Gebhardt . . . . .	308	21.12
Josh Walker . . . . .	303	20.78
Chad M. Burt . . . . .	290	19.89
Joni Dowell . . . . .	289	19.82
William Collins . . . . .	268	18.38
Total . . . . .	1,458	

BD.MBR. (UNEX.2YR) MENDON CUSD 4  
(VOTE FOR) 1  
(WITH 3 OF 3 PRECINCTS COUNTED)

No Candidate . . . . .	0	
------------------------	---	--

BD.MBR. (4YR) MENDON CUSD 4  
(VOTE FOR) 3  
(WITH 3 OF 3 PRECINCTS COUNTED)

Ashley Faye Shaffer . . . . .	1	33.33
Matt Garner . . . . .	1	33.33
Eric McClelland . . . . .	1	33.33
Michael Andrew Mealiff . . . . .	0	
Kenneth Beal . . . . .	0	
Total . . . . .	3	

BD.MBR. NAUVOO-COLUSA CUSD 325  
(VOTE FOR) 4  
(WITH 8 OF 8 PRECINCTS COUNTED)

Jordan Squire . . . . .	303	52.60
Wayne J. Jespersen . . . . .	257	44.62
WRITE-IN . . . . .	16	2.78
Total . . . . .	576	

BD.MBR. (UNEX.2YR) SOUTHEASTERN CUSD 337  
(VOTE FOR) 1  
(WITH 6 OF 6 PRECINCTS COUNTED)

Mark Hitz . . . . .	220	100.00
Total . . . . .	220	

BD.MBR. (4YR) SOUTHEASTERN CUSD 337  
(VOTE FOR) 4  
(WITH 6 OF 6 PRECINCTS COUNTED)

Gregory A. Tippey . . . . .	230	26.90
Cole Lanning . . . . .	227	26.55
Jeremy Stephens . . . . .	202	23.63
Jordan Henry . . . . .	196	22.92
Total . . . . .	855	

Run Date:04/11/25 01:52 PM

VOTES PERCENT

VOTES PERCENT

BD.MBR. WARSAW CUSD 316  
(VOTE FOR) 4

(WITH 7 OF 7 PRECINCTS COUNTED)

Jared M. Roskamp . . . . .	468	27.92
Tea A. Cameron. . . . .	457	27.27
Amber Ruskell-Lamer . . . . .	385	22.97
E. Thomas Mecklenburg . . . . .	366	21.84
Total . . . . .	1,676	

TRUSTEE JOHN WOOD CCD 539  
(VOTE FOR) 2

(WITH 6 OF 6 PRECINCTS COUNTED)

R. Kent Snider. . . . .	76	31.40
Christopher Adam Holtschlag . . . . .	70	28.93
Andrew Sprague. . . . .	57	23.55
Elizabeth Weas Cash . . . . .	39	16.12
Total . . . . .	242	

BD.MBR. (#317) ILLINI WEST HSD 307  
(VOTE FOR) 1

(WITH 17 OF 17 PRECINCTS COUNTED)

No Candidate . . . . .	0	
------------------------	---	--

REG.SCH.TRUSTEES (6YR) (ABCMP5)  
(VOTE FOR) 2

(WITH 3 OF 3 PRECINCTS COUNTED)

No Candidate . . . . .	0	
------------------------	---	--

BD.MBR. (327-UNEX.2YR) ILLINI WEST HSD 307  
(VOTE FOR) 1

(WITH 17 OF 17 PRECINCTS COUNTED)

No Candidate . . . . .	0	
------------------------	---	--

REG.SCH.TRUSTEES (UNEX.4YR) (ABCMP5)  
(VOTE FOR) 3

(WITH 3 OF 3 PRECINCTS COUNTED)

Michael J. Blickhan . . . . .	1	100.00
Total . . . . .	1	

BD.MBR. (327-4YR) ILLINI WEST HSD 307  
(VOTE FOR) 1

(WITH 17 OF 17 PRECINCTS COUNTED)

WRITE-IN. . . . .	58	100.00
No Candidate . . . . .	0	
Total . . . . .	58	

REG.SCH.TRUSTEES (6YR) (FHMS)  
(VOTE FOR) 2

(WITH 33 OF 33 PRECINCTS COUNTED)

Sally S. Bair . . . . .	2,111	100.00
Total . . . . .	2,111	

BD.MBR. (347-UNEX.2YR) ILLINI WEST HSD 307  
(VOTE FOR) 1

(WITH 17 OF 17 PRECINCTS COUNTED)

No Candidate . . . . .	0	
------------------------	---	--

REG.SCH.TRUSTEES (UNEX.4YR) (FHMS)  
(VOTE FOR) 1

(WITH 33 OF 33 PRECINCTS COUNTED)

No Candidate . . . . .	0	
------------------------	---	--

BD.MBR. (347-4YR) ILLINI WEST HSD 307  
(VOTE FOR) 1

(WITH 17 OF 17 PRECINCTS COUNTED)

Darcy Stonger . . . . .	1,011	100.00
Total . . . . .	1,011	

COUNTY SCHOOL SALES TAX QUESTION  
(VOTE FOR) 1

(WITH 33 OF 33 PRECINCTS COUNTED)

NO. . . . .	1,737	53.81
YES . . . . .	1,491	46.19
Total . . . . .	3,228	

TRUSTEE (6YR) CARL SANDBURG CCD 518  
(VOTE FOR) 2

(WITH 31 OF 31 PRECINCTS COUNTED)

Angel Peterson. . . . .	1,467	43.36
Jeffrey T. Whitsitt . . . . .	1,266	37.42
DeVone Eurales. . . . .	650	19.21
Total . . . . .	3,383	

LA HARPE CUSD 347 QUESTION LaHARPE CUSD 347  
(VOTE FOR) 1

(WITH 6 OF 6 PRECINCTS COUNTED)

YES . . . . .	286	63.84
NO. . . . .	162	36.16
Total . . . . .	448	

TRUSTEE (UNEX.2YR) CARL SANDBURG CCD 518  
(VOTE FOR) 1

(WITH 31 OF 31 PRECINCTS COUNTED)

Lee E. Johnson. . . . .	2,050	100.00
Total . . . . .	2,050	