

COUNTY OF HANCOCK )  
 )  
 )  
STATE OF ILLINOIS )

CERTIFICATE

I, Holly A. Wilde-Tillman, County Clerk of County of Hancock, State of Illinois, which office is an office of record having a seal, do hereby certify that Valeri K. Dittmer, Burnside, Illinois 62330, representing the Democratic Party, and Lisa Dooley, Warsaw, Illinois 62379 representing the Republican Party served as members of the Canvassing Board for the General Primary Election held March 19, 2024. The members of the canvassing board hereby affix their seals certifying the official results of the said General Primary Election. The annexed document is the Official Canvass for Hancock County, Illinois for said General Primary Election.

A total of 2,842 persons cast ballots at the General Primary Election in Hancock County, Illinois.

The following individuals received valid write-in votes at the March 19, 2024, General Primary Election in Hancock County, Illinois:

**Office:** Dallas City Republican Precinct committeeman

Hancock

**Name:** Lucille Michelle Gold

13


**Office:** Warsaw 3 Republican Precinct committeeman


Hancock


**Name:** Joshua Smith


16

Dated this 2<sup>nd</sup> day of April 2024.

  
\_\_\_\_\_  
Lisa Dooley  
Republican County Canvassing Board Member

  
\_\_\_\_\_  
Valeri K. Dittmer  
Democratic County Canvassing Board Member

  
\_\_\_\_\_  
Holly A. Wilde-Tillman  
Hancock County Clerk



Run Date:04/02/24 01:23 PM

PRESIDENT OF THE U.S.  
(VOTE FOR) 1  
(WITH 33 OF 33 PRECINCTS COUNTED)

JOSEPH R BIDEN JR. . . . .	392	89.91
DEAN PHILLIPS . . . . .	19	4.36
MARIANNE WILLIAMSON . . . . .	16	3.67
FRANK "FRANKIE" LOZADA . . . . .	6	1.38
WRITE-IN. . . . .	3	.69
Total . . . . .	436	
Over Votes . . . . .	0	
Under Votes . . . . .	14	

REP. IN CONGRESS D15  
(VOTE FOR) 1  
(WITH 33 OF 33 PRECINCTS COUNTED)

NO CANDIDATE . . . . .	0	
Total . . . . .	0	
Over Votes . . . . .	0	
Under Votes . . . . .	450	

DELEGATE D15  
(VOTE FOR) 4  
(WITH 33 OF 33 PRECINCTS COUNTED)

LIZ BROWN-REEVES (Biden) . . . . .	341	26.56
JULIE CURRY (Biden) . . . . .	323	25.16
JAY BRINEY (Biden) . . . . .	318	24.77
JIMMY NAVILLE (Biden) . . . . .	302	23.52
Total . . . . .	1,284	
Over Votes . . . . .	0	
Under Votes . . . . .	516	

REP. IN THE G.A. D94  
(VOTE FOR) 1  
(WITH 33 OF 33 PRECINCTS COUNTED)

NO CANDIDATE . . . . .	0	
Total . . . . .	0	
Over Votes . . . . .	0	
Under Votes . . . . .	449	

CIRCUIT CLERK  
(VOTE FOR) 1  
(WITH 33 OF 33 PRECINCTS COUNTED)

NO CANDIDATE . . . . .	0	
Total . . . . .	0	
Over Votes . . . . .	0	
Under Votes . . . . .	449	

STATE'S ATTORNEY  
(VOTE FOR) 1  
(WITH 33 OF 33 PRECINCTS COUNTED)

NO CANDIDATE . . . . .	0	
Total . . . . .	0	
Over Votes . . . . .	0	
Under Votes . . . . .	449	

CORONER  
(VOTE FOR) 1  
(WITH 33 OF 33 PRECINCTS COUNTED)

NO CANDIDATE . . . . .	0
Total . . . . .	0
Over Votes . . . . .	0
Under Votes . . . . .	449

CO. BD. MEMBER D1  
(VOTE FOR) 1  
(WITH 6 OF 6 PRECINCTS COUNTED)

NO CANDIDATE . . . . .	0
Total . . . . .	0
Over Votes . . . . .	0
Under Votes . . . . .	103

CO. BD. MEMBER D2  
(VOTE FOR) 1  
(WITH 8 OF 8 PRECINCTS COUNTED)

NO CANDIDATE . . . . .	0
Total . . . . .	0
Over Votes . . . . .	0
Under Votes . . . . .	79

CO. BD. MEMBER D3  
(VOTE FOR) 1  
(WITH 8 OF 8 PRECINCTS COUNTED)

NO CANDIDATE . . . . .	0
Total . . . . .	0
Over Votes . . . . .	0
Under Votes . . . . .	74

CO. BD. MEMBER D4  
(VOTE FOR) 1  
(WITH 5 OF 5 PRECINCTS COUNTED)

NO CANDIDATE . . . . .	0
Total . . . . .	0
Over Votes . . . . .	0
Under Votes . . . . .	104

CO. BD. MEMBER D5  
(VOTE FOR) 1  
(WITH 6 OF 6 PRECINCTS COUNTED)

NO CANDIDATE . . . . .	0
Total . . . . .	0
Over Votes . . . . .	0
Under Votes . . . . .	89

Run Date:04/02/24 01:23 PM

VOTES PERCENT

VOTES PERCENT

4TH SUPREME CT.JDG (GARMAN)  
(VOTE FOR) 1  
(WITH 33 OF 33 PRECINCTS COUNTED)  
NO CANDIDATE . . . . . 0  
Total . . . . . 0  
Over Votes . . . . . 0  
Under Votes . . . . . 449

PCT.COMM. DALLAS CITY  
(VOTE FOR) 1  
(WITH 1 OF 1 PRECINCTS COUNTED)  
NO CANDIDATE . . . . . 0  
Total . . . . . 0  
Over Votes . . . . . 0  
Under Votes . . . . . 25

4TH APPELLATE CT.JDG (TURNER)  
(VOTE FOR) 1  
(WITH 33 OF 33 PRECINCTS COUNTED)  
NO CANDIDATE . . . . . 0  
Total . . . . . 0  
Over Votes . . . . . 0  
Under Votes . . . . . 449

PCT.COMM. DURHAM  
(VOTE FOR) 1  
(WITH 1 OF 1 PRECINCTS COUNTED)  
NO CANDIDATE . . . . . 0  
Total . . . . . 0  
Over Votes . . . . . 0  
Under Votes . . . . . 3

4TH APPELLATE CT.JDG (HOLDER WHITE)  
(VOTE FOR) 1  
(WITH 33 OF 33 PRECINCTS COUNTED)  
NO CANDIDATE . . . . . 0  
Total . . . . . 0  
Over Votes . . . . . 0  
Under Votes . . . . . 449

PCT.COMM. LAHARPE 1  
(VOTE FOR) 1  
(WITH 1 OF 1 PRECINCTS COUNTED)  
NO CANDIDATE . . . . . 0  
Total . . . . . 0  
Over Votes . . . . . 0  
Under Votes . . . . . 18

PCT.COMM. NAUVOO  
(VOTE FOR) 1  
(WITH 1 OF 1 PRECINCTS COUNTED)  
NO CANDIDATE . . . . . 0  
Total . . . . . 0  
Over Votes . . . . . 0  
Under Votes . . . . . 40

PCT.COMM. LAHARPE 2  
(VOTE FOR) 1  
(WITH 1 OF 1 PRECINCTS COUNTED)  
NO CANDIDATE . . . . . 0  
Total . . . . . 0  
Over Votes . . . . . 0  
Under Votes . . . . . 11

PCT.COMM. APPANOOSE  
(VOTE FOR) 1  
(WITH 1 OF 1 PRECINCTS COUNTED)  
NO CANDIDATE . . . . . 0  
Total . . . . . 0  
Over Votes . . . . . 0  
Under Votes . . . . . 10

PCT.COMM. SONORA  
(VOTE FOR) 1  
(WITH 1 OF 1 PRECINCTS COUNTED)  
SANDRA BERTUCCI . . . . . 12 100.00  
Total . . . . . 12  
Over Votes . . . . . 0  
Under Votes . . . . . 0

PCT.COMM. PONTOOSUC  
(VOTE FOR) 1  
(WITH 1 OF 1 PRECINCTS COUNTED)  
KIM W. WEAVER . . . . . 11 100.00  
Total . . . . . 11  
Over Votes . . . . . 0  
Under Votes . . . . . 0

PCT.COMM. ROCK CREEK  
(VOTE FOR) 1  
(WITH 1 OF 1 PRECINCTS COUNTED)  
NO CANDIDATE . . . . . 0  
Total . . . . . 0  
Over Votes . . . . . 0  
Under Votes . . . . . 5

Run Date:04/02/24 01:23 PM

PCT.COMM. PILOT GROVE  
 (VOTE FOR) 1  
 (WITH 1 OF 1 PRECINCTS COUNTED)  
 NO CANDIDATE . . . . . 0  
     Total . . . . . 0  
 Over Votes . . . . . 0  
 Under Votes . . . . . 10

PCT.COMM. FOUNTAIN GREEN  
 (VOTE FOR) 1  
 (WITH 1 OF 1 PRECINCTS COUNTED)  
 NO CANDIDATE . . . . . 0  
     Total . . . . . 0  
 Over Votes . . . . . 0  
 Under Votes . . . . . 2

PCT.COMM. MONTEBELLO 1  
 (VOTE FOR) 1  
 (WITH 1 OF 1 PRECINCTS COUNTED)  
 NO CANDIDATE . . . . . 0  
     Total . . . . . 0  
 Over Votes . . . . . 0  
 Under Votes . . . . . 20

PCT.COMM. MONTEBELLO 2  
 (VOTE FOR) 1  
 (WITH 1 OF 1 PRECINCTS COUNTED)  
 NO CANDIDATE . . . . . 0  
     Total . . . . . 0  
 Over Votes . . . . . 0  
 Under Votes . . . . . 34

PCT.COMM. MONTEBELLO 3  
 (VOTE FOR) 1  
 (WITH 1 OF 1 PRECINCTS COUNTED)  
 NO CANDIDATE . . . . . 0  
     Total . . . . . 0  
 Over Votes . . . . . 0  
 Under Votes . . . . . 29

PCT.COMM. MONTEBELLO 4  
 (VOTE FOR) 1  
 (WITH 1 OF 1 PRECINCTS COUNTED)  
 STEPHEN MILLER. . . . . 13 100.00  
     Total . . . . . 13  
 Over Votes . . . . . 0  
 Under Votes . . . . . 0

PCT.COMM. PRAIRIE  
 (VOTE FOR) 1  
 (WITH 1 OF 1 PRECINCTS COUNTED)  
 NO CANDIDATE . . . . . 0  
     Total . . . . . 0  
 Over Votes . . . . . 0  
 Under Votes . . . . . 12

PCT.COMM. CARTHAGE 1  
 (VOTE FOR) 1  
 (WITH 1 OF 1 PRECINCTS COUNTED)  
 NO CANDIDATE . . . . . 0  
     Total . . . . . 0  
 Over Votes . . . . . 0  
 Under Votes . . . . . 11

PCT.COMM. CARTHAGE 2  
 (VOTE FOR) 1  
 (WITH 1 OF 1 PRECINCTS COUNTED)  
 MAUREEN CRAWFORD . . . . . 22 100.00  
     Total . . . . . 22  
 Over Votes . . . . . 0  
 Under Votes . . . . . 4

PCT.COMM. CARTHAGE 3  
 (VOTE FOR) 1  
 (WITH 1 OF 1 PRECINCTS COUNTED)  
 NO CANDIDATE . . . . . 0  
     Total . . . . . 0  
 Over Votes . . . . . 0  
 Under Votes . . . . . 20

PCT.COMM. CARTHAGE 4  
 (VOTE FOR) 1  
 (WITH 1 OF 1 PRECINCTS COUNTED)  
 NO CANDIDATE . . . . . 0  
     Total . . . . . 0  
 Over Votes . . . . . 0  
 Under Votes . . . . . 12

PCT.COMM. HANCOCK  
 (VOTE FOR) 1  
 (WITH 1 OF 1 PRECINCTS COUNTED)  
 MICHAEL R THOMPSON . . . . . 10 100.00  
     Total . . . . . 10  
 Over Votes . . . . . 0  
 Under Votes . . . . . 0

Run Date:04/02/24 01:23 PM

		VOTES PERCENT			VOTES PERCENT
PCT.COMM. WARSAW 1					
(VOTE FOR) 1					
(WITH 1 OF 1 PRECINCTS COUNTED)					
NO CANDIDATE	.	.	.	.	0
Total	.	.	.	.	0
Over Votes	.	.	.	.	0
Under Votes	.	.	.	.	16
PCT.COMM. ST. MARYS					
(VOTE FOR) 1					
(WITH 1 OF 1 PRECINCTS COUNTED)					
NO CANDIDATE	.	.	.	.	0
Total	.	.	.	.	0
Over Votes	.	.	.	.	0
Under Votes	.	.	.	.	12
PCT.COMM. WARSAW 2					
(VOTE FOR) 1					
(WITH 1 OF 1 PRECINCTS COUNTED)					
NO CANDIDATE	.	.	.	.	0
Total	.	.	.	.	0
Over Votes	.	.	.	.	0
Under Votes	.	.	.	.	10
PCT.COMM. ROCKY RUN-WILCOX					
(VOTE FOR) 1					
(WITH 1 OF 1 PRECINCTS COUNTED)					
NO CANDIDATE	.	.	.	.	0
Total	.	.	.	.	0
Over Votes	.	.	.	.	0
Under Votes	.	.	.	.	6
PCT.COMM. WARSAW 3					
(VOTE FOR) 1					
(WITH 1 OF 1 PRECINCTS COUNTED)					
NO CANDIDATE	.	.	.	.	0
Total	.	.	.	.	0
Over Votes	.	.	.	.	0
Under Votes	.	.	.	.	20
PCT.COMM. WALKER					
(VOTE FOR) 1					
(WITH 1 OF 1 PRECINCTS COUNTED)					
PRESLEY STONEKING.	.	.	.	.	4 100.00
Total	.	.	.	.	4
Over Votes	.	.	.	.	0
Under Votes	.	.	.	.	0
PCT.COMM. ST. ALBANS					
(VOTE FOR) 1					
(WITH 1 OF 1 PRECINCTS COUNTED)					
JO ANN WEBSTER.	.	.	.	.	6 100.00
Total	.	.	.	.	6
Over Votes	.	.	.	.	0
Under Votes	.	.	.	.	1
PCT.COMM. WYTHE					
(VOTE FOR) 1					
(WITH 1 OF 1 PRECINCTS COUNTED)					
NO CANDIDATE	.	.	.	.	0
Total	.	.	.	.	0
Over Votes	.	.	.	.	0
Under Votes	.	.	.	.	8
PCT.COMM. BEAR CREEK					
(VOTE FOR) 1					
(WITH 1 OF 1 PRECINCTS COUNTED)					
NO CANDIDATE	.	.	.	.	0
Total	.	.	.	.	0
Over Votes	.	.	.	.	0
Under Votes	.	.	.	.	3
PCT.COMM. CHILI					
(VOTE FOR) 1					
(WITH 1 OF 1 PRECINCTS COUNTED)					
NO CANDIDATE	.	.	.	.	0
Total	.	.	.	.	0
Over Votes	.	.	.	.	0
Under Votes	.	.	.	.	8
PCT.COMM. HARMONY					
(VOTE FOR) 1					
(WITH 1 OF 1 PRECINCTS COUNTED)					
ARLIS DITTMER	.	.	.	.	8 100.00
Total	.	.	.	.	8
Over Votes	.	.	.	.	0
Under Votes	.	.	.	.	0
PCT.COMM. AUGUSTA					
(VOTE FOR) 1					
(WITH 1 OF 1 PRECINCTS COUNTED)					
TERRI BILLINGSLEY TOBIAS	.	.	.	.	13 100.00
Total	.	.	.	.	13
Over Votes	.	.	.	.	0
Under Votes	.	.	.	.	0

SUMMARY REPORT

General Primary  
March 19, 2024  
Hancock County, IL  
NONPARTISAN

Run Date:04/02/24 01:15 PM

VOTES PERCENT

COUNTY QUESTION  
(VOTE FOR) 1

(WITH 33 OF 33 PRECINCTS COUNTED)

NO. . . . .	1,495	53.99
YES . . . . .	1,274	46.01
Total . . . . .	2,769	
Over Votes . . . . .	0	
Under Votes . . . . .	72	