

COUNTY OF HANCOCK )  
 )  
 )  
STATE OF ILLINOIS )

CERTIFICATE

I, Holly A. Wilde-Tillman, County Clerk of County of Hancock, State of Illinois, which office is an office of record having a seal, do hereby certify that Valeri K. Dittmer, Burnside, Illinois 62330, representing the Democratic Party, and Lisa Dooley, Warsaw, Illinois 62379 representing the Republican Party served as members of the Canvassing Board for the General Primary Election held March 19, 2024. The members of the canvassing board hereby affix their seals certifying the official results of the said General Primary Election. The annexed document is the Official Canvass for Hancock County, Illinois for said General Primary Election.

A total of 2,842 persons cast ballots at the General Primary Election in Hancock County, Illinois.

The following individuals received valid write-in votes at the March 19, 2024, General Primary Election in Hancock County, Illinois:

**Office:** Dallas City Republican Precinct committeeman

Hancock

**Name:** Lucille Michelle Gold

13


**Office:** Warsaw 3 Republican Precinct committeeman


Hancock


**Name:** Joshua Smith


16

Dated this 2<sup>nd</sup> day of April 2024.

  
\_\_\_\_\_  
Lisa Dooley  
Republican County Canvassing Board Member

  
\_\_\_\_\_  
Valeri K. Dittmer  
Democratic County Canvassing Board Member

  
\_\_\_\_\_  
Holly A. Wilde-Tillman  
Hancock County Clerk



Run Date:04/02/24 01:23 PM

	VOTES	PERCENT
PRESIDENT OF THE U.S. (VOTE FOR) 1 (WITH 33 OF 33 PRECINCTS COUNTED)		
DONALD J. TRUMP . . . . .	1,906	83.52
NIKKI HALEY. . . . .	246	10.78
RON DeSANTIS . . . . .	74	3.24
CHRIS CHRISTIE. . . . .	39	1.71
RYAN L BINKLEY. . . . .	12	.53
WRITE-IN. . . . .	5	.22
Total . . . . .	2,282	
Over Votes . . . . .	0	
Under Votes . . . . .	69	

	VOTES	PERCENT
REP. IN CONGRESS D15 (VOTE FOR) 1 (WITH 33 OF 33 PRECINCTS COUNTED)		
MARY E. MILLER. . . . .	2,012	100.00
Total . . . . .	2,012	
Over Votes . . . . .	0	
Under Votes . . . . .	339	

	VOTES	PERCENT
DELEGATE D15 (VOTE FOR) 3 (WITH 33 OF 33 PRECINCTS COUNTED)		
MARY E. MILLER (Trump) . . . . .	1,805	30.82
WILLIAM J. GRAFF (Trump) . . . . .	1,557	26.59
JOSEPH D. ALEXANDER (Trump) . . . . .	1,508	25.75
DAVID JANSSEN (Haley) . . . . .	250	4.27
KIM CLARKE MAISCH (Haley) . . . . .	245	4.18
JOHN FARNEY (Haley) . . . . .	221	3.77
RAYMOND POE (DeSantis) . . . . .	83	1.42
AVERY BOURNE (DeSantis). . . . .	69	1.18
JAMES SCHACKMANN (DeSantis) . . . . .	68	1.16
BRENDA STADEL (Christie) . . . . .	50	.85
Total . . . . .	5,856	
Over Votes . . . . .	2	
Under Votes . . . . .	1,191	

	VOTES	PERCENT
ALTERNATE DELEGATE D15 (VOTE FOR) 3 (WITH 33 OF 33 PRECINCTS COUNTED)		
CHRIS G. MILLER (Trump). . . . .	1,662	29.00
STEVEN R. DRAKE (Trump). . . . .	1,611	28.11
MECHTILD "MECKI" KOSIN (Trump) . . . . .	1,496	26.10
LUCY STAFFORD (Haley) . . . . .	225	3.93
DAVID NEWBERG (Haley) . . . . .	222	3.87
DEB DETMERS FANSLER (Haley) . . . . .	191	3.33
JASON E. HUFFMAN (DeSantis) . . . . .	91	1.59
GREG WITHERS (DeSantis). . . . .	70	1.22
STAN McMORRIS (DeSantis) . . . . .	46	.80
SHEILA DIVELY (Christie) . . . . .	45	.79
DAVID BENDER (Christie). . . . .	40	.70
JOSEPH DIVELY (Christie) . . . . .	32	.56
Total . . . . .	5,731	
Over Votes . . . . .	1	
Under Votes . . . . .	1,319	

	VOTES	PERCENT
REP. IN THE G.A. D94 (VOTE FOR) 1 (WITH 33 OF 33 PRECINCTS COUNTED)		
NORINE K. HAMMOND. . . . .	2,024	100.00
Total . . . . .	2,024	
Over Votes . . . . .	0	
Under Votes . . . . .	326	

	VOTES	PERCENT
CIRCUIT CLERK (VOTE FOR) 1 (WITH 33 OF 33 PRECINCTS COUNTED)		
KEARA WEBER. . . . .	1,351	60.23
CHRIS BECKER . . . . .	892	39.77
Total . . . . .	2,243	
Over Votes . . . . .	1	
Under Votes . . . . .	106	

	VOTES	PERCENT
STATE'S ATTORNEY (VOTE FOR) 1 (WITH 33 OF 33 PRECINCTS COUNTED)		
BOBI GAIL JAMES . . . . .	1,435	67.50
CHRISTOPHER W. PRATT. . . . .	691	32.50
Total . . . . .	2,126	
Over Votes . . . . .	1	
Under Votes . . . . .	223	

	VOTES	PERCENT
CORONER (VOTE FOR) 1 (WITH 33 OF 33 PRECINCTS COUNTED)		
KENDALL BEALS . . . . .	2,084	100.00
Total . . . . .	2,084	
Over Votes . . . . .	0	
Under Votes . . . . .	266	

	VOTES	PERCENT
CO. BD. MEMBER D1 (VOTE FOR) 1 (WITH 6 OF 6 PRECINCTS COUNTED)		
JOE BOYLES . . . . .	252	67.20
KELLY MASON. . . . .	123	32.80
Total . . . . .	375	
Over Votes . . . . .	0	
Under Votes . . . . .	46	

	VOTES	PERCENT
CO. BD. MEMBER D2 (VOTE FOR) 1 (WITH 8 OF 8 PRECINCTS COUNTED)		
ALEX BLYTHE. . . . .	435	100.00
Total . . . . .	435	
Over Votes . . . . .	0	
Under Votes . . . . .	62	

Run Date:04/02/24 01:23 PM

VOTES PERCENT

CO.BD.MEMBER D3  
(VOTE FOR) 1  
(WITH 8 OF 8 PRECINCTS COUNTED)

STEVE LUCIE. . . . .	428	100.00
Total . . . . .	428	
Over Votes . . . . .	0	
Under Votes . . . . .	71	

VOTES PERCENT

PCT.COMM. NAUVOO  
(VOTE FOR) 1  
(WITH 1 OF 1 PRECINCTS COUNTED)

NO CANDIDATE . . . . .	0	
Total . . . . .	0	
Over Votes . . . . .	0	
Under Votes . . . . .	105	

CO.BD.MEMBER D4  
(VOTE FOR) 1  
(WITH 5 OF 5 PRECINCTS COUNTED)

MARK MENN . . . . .	307	100.00
Total . . . . .	307	
Over Votes . . . . .	0	
Under Votes . . . . .	41	

PCT.COMM. APPANOOSE  
(VOTE FOR) 1  
(WITH 1 OF 1 PRECINCTS COUNTED)

NO CANDIDATE . . . . .	0	
Total . . . . .	0	
Over Votes . . . . .	0	
Under Votes . . . . .	61	

CO.BD.MEMBER D5  
(VOTE FOR) 1  
(WITH 6 OF 6 PRECINCTS COUNTED)

MARK HARRISON . . . . .	500	100.00
Total . . . . .	500	
Over Votes . . . . .	0	
Under Votes . . . . .	85	

PCT.COMM. PONTOOSUC  
(VOTE FOR) 1  
(WITH 1 OF 1 PRECINCTS COUNTED)

KELLY MASON. . . . .	22	100.00
Total . . . . .	22	
Over Votes . . . . .	0	
Under Votes . . . . .	18	

4TH SUPREME CT.JDG (GARMAN)  
(VOTE FOR) 1  
(WITH 33 OF 33 PRECINCTS COUNTED)

LISA HOLDER WHITE. . . . .	1,898	100.00
Total . . . . .	1,898	
Over Votes . . . . .	0	
Under Votes . . . . .	452	

PCT.COMM. DALLAS CITY  
(VOTE FOR) 1  
(WITH 1 OF 1 PRECINCTS COUNTED)

WRITE-IN. . . . .	16	100.00
NO CANDIDATE . . . . .	0	
Total . . . . .	16	
Over Votes . . . . .	0	
Under Votes . . . . .	63	

4TH APPELLATE CT.JDG (TURNER)  
(VOTE FOR) 1  
(WITH 33 OF 33 PRECINCTS COUNTED)

AMY LANNERD. . . . .	1,902	100.00
Total . . . . .	1,902	
Over Votes . . . . .	0	
Under Votes . . . . .	448	

PCT.COMM. DURHAM  
(VOTE FOR) 1  
(WITH 1 OF 1 PRECINCTS COUNTED)

NO CANDIDATE . . . . .	0	
Total . . . . .	0	
Over Votes . . . . .	0	
Under Votes . . . . .	40	

4TH APPELLATE CT.JDG (HOLDER WHITE)  
(VOTE FOR) 1  
(WITH 33 OF 33 PRECINCTS COUNTED)

GENE DOHERTY . . . . .	1,896	100.00
Total . . . . .	1,896	
Over Votes . . . . .	0	
Under Votes . . . . .	454	

PCT.COMM. LAHARPE 1  
(VOTE FOR) 1  
(WITH 1 OF 1 PRECINCTS COUNTED)

NO CANDIDATE . . . . .	0	
Total . . . . .	0	
Over Votes . . . . .	0	
Under Votes . . . . .	105	

Run Date:04/02/24 01:23 PM

VOTES PERCENT

VOTES PERCENT

PCT.COMM. LAHARPE 2  
(VOTE FOR) 1  
(WITH 1 OF 1 PRECINCTS COUNTED)  
BOBI GAIL JAMES . . . . . 87 100.00  
Total . . . . . 87  
Over Votes . . . . . 0  
Under Votes . . . . . 6

PCT.COMM. MONTEBELLO 2  
(VOTE FOR) 1  
(WITH 1 OF 1 PRECINCTS COUNTED)  
NO CANDIDATE . . . . . 0  
Total . . . . . 0  
Over Votes . . . . . 0  
Under Votes . . . . . 76

PCT.COMM. SONORA  
(VOTE FOR) 1  
(WITH 1 OF 1 PRECINCTS COUNTED)  
NO CANDIDATE . . . . . 0  
Total . . . . . 0  
Over Votes . . . . . 0  
Under Votes . . . . . 69

PCT.COMM. MONTEBELLO 3  
(VOTE FOR) 1  
(WITH 1 OF 1 PRECINCTS COUNTED)  
NO CANDIDATE . . . . . 0  
Total . . . . . 0  
Over Votes . . . . . 0  
Under Votes . . . . . 72

PCT.COMM. ROCK CREEK  
(VOTE FOR) 1  
(WITH 1 OF 1 PRECINCTS COUNTED)  
MICHELLE MERRITT . . . . . 62 100.00  
Total . . . . . 62  
Over Votes . . . . . 0  
Under Votes . . . . . 5

PCT.COMM. MONTEBELLO 4  
(VOTE FOR) 1  
(WITH 1 OF 1 PRECINCTS COUNTED)  
NO CANDIDATE . . . . . 0  
Total . . . . . 0  
Over Votes . . . . . 0  
Under Votes . . . . . 75

PCT.COMM. PILOT GROVE  
(VOTE FOR) 1  
(WITH 1 OF 1 PRECINCTS COUNTED)  
AUDREY HALL . . . . . 31 100.00  
Total . . . . . 31  
Over Votes . . . . . 0  
Under Votes . . . . . 13

PCT.COMM. PRAIRIE  
(VOTE FOR) 1  
(WITH 1 OF 1 PRECINCTS COUNTED)  
NO CANDIDATE . . . . . 0  
Total . . . . . 0  
Over Votes . . . . . 0  
Under Votes . . . . . 69

PCT.COMM. FOUNTAIN GREEN  
(VOTE FOR) 1  
(WITH 1 OF 1 PRECINCTS COUNTED)  
NO CANDIDATE . . . . . 0  
Total . . . . . 0  
Over Votes . . . . . 0  
Under Votes . . . . . 59

PCT.COMM. CARTHAGE 1  
(VOTE FOR) 1  
(WITH 1 OF 1 PRECINCTS COUNTED)  
KRISTINE M PILKINGTON . . . . . 126 100.00  
Total . . . . . 126  
Over Votes . . . . . 0  
Under Votes . . . . . 11

PCT.COMM. MONTEBELLO 1  
(VOTE FOR) 1  
(WITH 1 OF 1 PRECINCTS COUNTED)  
NO CANDIDATE . . . . . 0  
Total . . . . . 0  
Over Votes . . . . . 0  
Under Votes . . . . . 62

PCT.COMM. CARTHAGE 2  
(VOTE FOR) 1  
(WITH 1 OF 1 PRECINCTS COUNTED)  
NO CANDIDATE . . . . . 0  
Total . . . . . 0  
Over Votes . . . . . 0  
Under Votes . . . . . 105

Run Date:04/02/24 01:23 PM

VOTES PERCENT

VOTES PERCENT

PCT.COMM. CARTHAGE 3

(VOTE FOR) 1

(WITH 1 OF 1 PRECINCTS COUNTED)

PATRICIA S. BYERS. . . . .	96	100.00
Total . . . . .	96	
Over Votes . . . . .	0	
Under Votes . . . . .	23	

PCT.COMM. WYTHE

(VOTE FOR) 1

(WITH 1 OF 1 PRECINCTS COUNTED)

WENDALL SCOTT HALL . . . . .	55	100.00
Total . . . . .	55	
Over Votes . . . . .	0	
Under Votes . . . . .	8	

PCT.COMM. CARTHAGE 4

(VOTE FOR) 1

(WITH 1 OF 1 PRECINCTS COUNTED)

ASHLEY DARBYSHIRE. . . . .	65	100.00
Total . . . . .	65	
Over Votes . . . . .	0	
Under Votes . . . . .	27	

PCT.COMM. BEAR CREEK

(VOTE FOR) 1

(WITH 1 OF 1 PRECINCTS COUNTED)

STEVE LUCIE. . . . .	36	52.94
B. TRAVIS DUFFY . . . . .	32	47.06
Total . . . . .	68	
Over Votes . . . . .	1	
Under Votes . . . . .	1	

PCT.COMM. HANCOCK

(VOTE FOR) 1

(WITH 1 OF 1 PRECINCTS COUNTED)

TRISH MARKLEY . . . . .	25	100.00
Total . . . . .	25	
Over Votes . . . . .	0	
Under Votes . . . . .	8	

PCT.COMM. HARMONY

(VOTE FOR) 1

(WITH 1 OF 1 PRECINCTS COUNTED)

NO CANDIDATE . . . . .	0	
Total . . . . .	0	
Over Votes . . . . .	0	
Under Votes . . . . .	63	

PCT.COMM. WARSAW 1

(VOTE FOR) 1

(WITH 1 OF 1 PRECINCTS COUNTED)

NO CANDIDATE . . . . .	0	
Total . . . . .	0	
Over Votes . . . . .	0	
Under Votes . . . . .	32	

PCT.COMM. ST. MARYS

(VOTE FOR) 1

(WITH 1 OF 1 PRECINCTS COUNTED)

LINDA HIGGINS . . . . .	51	100.00
Total . . . . .	51	
Over Votes . . . . .	0	
Under Votes . . . . .	3	

PCT.COMM. WARSAW 2

(VOTE FOR) 1

(WITH 1 OF 1 PRECINCTS COUNTED)

NO CANDIDATE . . . . .	0	
Total . . . . .	0	
Over Votes . . . . .	0	
Under Votes . . . . .	62	

PCT.COMM. ROCKY RUN-WILCOX

(VOTE FOR) 1

(WITH 1 OF 1 PRECINCTS COUNTED)

ROBERT L. KERR JR. . . . .	51	100.00
Total . . . . .	51	
Over Votes . . . . .	0	
Under Votes . . . . .	8	

PCT.COMM. WARSAW 3

(VOTE FOR) 1

(WITH 1 OF 1 PRECINCTS COUNTED)

WRITE-IN. . . . .	19	100.00
NO CANDIDATE . . . . .	0	
Total . . . . .	19	
Over Votes . . . . .	0	
Under Votes . . . . .	72	

PCT.COMM. WALKER

(VOTE FOR) 1

(WITH 1 OF 1 PRECINCTS COUNTED)

DEBRA ROSKAMP . . . . .	51	100.00
Total . . . . .	51	
Over Votes . . . . .	0	
Under Votes . . . . .	6	

Run Date:04/02/24 01:23 PM

VOTES PERCENT

PCT.COMM. ST. ALBANS

(VOTE FOR) 1

(WITH 1 OF 1 PRECINCTS COUNTED)

TAMMY DIGHTON . . . . .	36	100.00
Total . . . . .	36	
Over Votes . . . . .	0	
Under Votes . . . . .	7	

PCT.COMM. CHILI

(VOTE FOR) 1

(WITH 1 OF 1 PRECINCTS COUNTED)

NO CANDIDATE . . . . .	0	
Total . . . . .	0	
Over Votes . . . . .	0	
Under Votes . . . . .	85	

PCT.COMM. AUGUSTA

(VOTE FOR) 1

(WITH 1 OF 1 PRECINCTS COUNTED)

SANDRA ELBE. . . . .	65	100.00
Total . . . . .	65	
Over Votes . . . . .	0	
Under Votes . . . . .	3	

Run Date:04/02/24 01:23 PM

PRESIDENT OF THE U.S.  
(VOTE FOR) 1  
(WITH 33 OF 33 PRECINCTS COUNTED)

JOSEPH R BIDEN JR. . . . .	392	89.91
DEAN PHILLIPS . . . . .	19	4.36
MARIANNE WILLIAMSON . . . . .	16	3.67
FRANK "FRANKIE" LOZADA . . . . .	6	1.38
WRITE-IN. . . . .	3	.69
Total . . . . .	436	
Over Votes . . . . .	0	
Under Votes . . . . .	14	

REP. IN CONGRESS D15  
(VOTE FOR) 1  
(WITH 33 OF 33 PRECINCTS COUNTED)

NO CANDIDATE . . . . .	0	
Total . . . . .	0	
Over Votes . . . . .	0	
Under Votes . . . . .	450	

DELEGATE D15  
(VOTE FOR) 4  
(WITH 33 OF 33 PRECINCTS COUNTED)

LIZ BROWN-REEVES (Biden) . . . . .	341	26.56
JULIE CURRY (Biden) . . . . .	323	25.16
JAY BRINEY (Biden) . . . . .	318	24.77
JIMMY NAVILLE (Biden) . . . . .	302	23.52
Total . . . . .	1,284	
Over Votes . . . . .	0	
Under Votes . . . . .	516	

REP. IN THE G.A. D94  
(VOTE FOR) 1  
(WITH 33 OF 33 PRECINCTS COUNTED)

NO CANDIDATE . . . . .	0	
Total . . . . .	0	
Over Votes . . . . .	0	
Under Votes . . . . .	449	

CIRCUIT CLERK  
(VOTE FOR) 1  
(WITH 33 OF 33 PRECINCTS COUNTED)

NO CANDIDATE . . . . .	0	
Total . . . . .	0	
Over Votes . . . . .	0	
Under Votes . . . . .	449	

STATE'S ATTORNEY  
(VOTE FOR) 1  
(WITH 33 OF 33 PRECINCTS COUNTED)

NO CANDIDATE . . . . .	0	
Total . . . . .	0	
Over Votes . . . . .	0	
Under Votes . . . . .	449	

CORONER  
(VOTE FOR) 1  
(WITH 33 OF 33 PRECINCTS COUNTED)

NO CANDIDATE . . . . .	0	
Total . . . . .	0	
Over Votes . . . . .	0	
Under Votes . . . . .	449	

CO. BD. MEMBER D1  
(VOTE FOR) 1  
(WITH 6 OF 6 PRECINCTS COUNTED)

NO CANDIDATE . . . . .	0	
Total . . . . .	0	
Over Votes . . . . .	0	
Under Votes . . . . .	103	

CO. BD. MEMBER D2  
(VOTE FOR) 1  
(WITH 8 OF 8 PRECINCTS COUNTED)

NO CANDIDATE . . . . .	0	
Total . . . . .	0	
Over Votes . . . . .	0	
Under Votes . . . . .	79	

CO. BD. MEMBER D3  
(VOTE FOR) 1  
(WITH 8 OF 8 PRECINCTS COUNTED)

NO CANDIDATE . . . . .	0	
Total . . . . .	0	
Over Votes . . . . .	0	
Under Votes . . . . .	74	

CO. BD. MEMBER D4  
(VOTE FOR) 1  
(WITH 5 OF 5 PRECINCTS COUNTED)

NO CANDIDATE . . . . .	0	
Total . . . . .	0	
Over Votes . . . . .	0	
Under Votes . . . . .	104	

CO. BD. MEMBER D5  
(VOTE FOR) 1  
(WITH 6 OF 6 PRECINCTS COUNTED)

NO CANDIDATE . . . . .	0	
Total . . . . .	0	
Over Votes . . . . .	0	
Under Votes . . . . .	89	

Run Date:04/02/24 01:23 PM

VOTES PERCENT

VOTES PERCENT

4TH SUPREME CT.JDG (GARMAN)  
(VOTE FOR) 1  
(WITH 33 OF 33 PRECINCTS COUNTED)  
NO CANDIDATE . . . . . 0  
Total . . . . . 0  
Over Votes . . . . . 0  
Under Votes . . . . . 449

PCT.COMM. DALLAS CITY  
(VOTE FOR) 1  
(WITH 1 OF 1 PRECINCTS COUNTED)  
NO CANDIDATE . . . . . 0  
Total . . . . . 0  
Over Votes . . . . . 0  
Under Votes . . . . . 25

4TH APPELLATE CT.JDG (TURNER)  
(VOTE FOR) 1  
(WITH 33 OF 33 PRECINCTS COUNTED)  
NO CANDIDATE . . . . . 0  
Total . . . . . 0  
Over Votes . . . . . 0  
Under Votes . . . . . 449

PCT.COMM. DURHAM  
(VOTE FOR) 1  
(WITH 1 OF 1 PRECINCTS COUNTED)  
NO CANDIDATE . . . . . 0  
Total . . . . . 0  
Over Votes . . . . . 0  
Under Votes . . . . . 3

4TH APPELLATE CT.JDG (HOLDER WHITE)  
(VOTE FOR) 1  
(WITH 33 OF 33 PRECINCTS COUNTED)  
NO CANDIDATE . . . . . 0  
Total . . . . . 0  
Over Votes . . . . . 0  
Under Votes . . . . . 449

PCT.COMM. LAHARPE 1  
(VOTE FOR) 1  
(WITH 1 OF 1 PRECINCTS COUNTED)  
NO CANDIDATE . . . . . 0  
Total . . . . . 0  
Over Votes . . . . . 0  
Under Votes . . . . . 18

PCT.COMM. NAUVOO  
(VOTE FOR) 1  
(WITH 1 OF 1 PRECINCTS COUNTED)  
NO CANDIDATE . . . . . 0  
Total . . . . . 0  
Over Votes . . . . . 0  
Under Votes . . . . . 40

PCT.COMM. LAHARPE 2  
(VOTE FOR) 1  
(WITH 1 OF 1 PRECINCTS COUNTED)  
NO CANDIDATE . . . . . 0  
Total . . . . . 0  
Over Votes . . . . . 0  
Under Votes . . . . . 11

PCT.COMM. APPANOOSE  
(VOTE FOR) 1  
(WITH 1 OF 1 PRECINCTS COUNTED)  
NO CANDIDATE . . . . . 0  
Total . . . . . 0  
Over Votes . . . . . 0  
Under Votes . . . . . 10

PCT.COMM. SONORA  
(VOTE FOR) 1  
(WITH 1 OF 1 PRECINCTS COUNTED)  
SANDRA BERTUCCI . . . . . 12 100.00  
Total . . . . . 12  
Over Votes . . . . . 0  
Under Votes . . . . . 0

PCT.COMM. PONTOOSUC  
(VOTE FOR) 1  
(WITH 1 OF 1 PRECINCTS COUNTED)  
KIM W. WEAVER . . . . . 11 100.00  
Total . . . . . 11  
Over Votes . . . . . 0  
Under Votes . . . . . 0

PCT.COMM. ROCK CREEK  
(VOTE FOR) 1  
(WITH 1 OF 1 PRECINCTS COUNTED)  
NO CANDIDATE . . . . . 0  
Total . . . . . 0  
Over Votes . . . . . 0  
Under Votes . . . . . 5



Run Date:04/02/24 01:23 PM

VOTES PERCENT

VOTES PERCENT

PCT.COMM. PILOT GROVE

(VOTE FOR) 1

(WITH 1 OF 1 PRECINCTS COUNTED)

NO CANDIDATE . . . . .	0
Total . . . . .	0
Over Votes . . . . .	0
Under Votes . . . . .	10

PCT.COMM. PRAIRIE

(VOTE FOR) 1

(WITH 1 OF 1 PRECINCTS COUNTED)

NO CANDIDATE . . . . .	0
Total . . . . .	0
Over Votes . . . . .	0
Under Votes . . . . .	12

PCT.COMM. FOUNTAIN GREEN

(VOTE FOR) 1

(WITH 1 OF 1 PRECINCTS COUNTED)

NO CANDIDATE . . . . .	0
Total . . . . .	0
Over Votes . . . . .	0
Under Votes . . . . .	2

PCT.COMM. CARTHAGE 1

(VOTE FOR) 1

(WITH 1 OF 1 PRECINCTS COUNTED)

NO CANDIDATE . . . . .	0
Total . . . . .	0
Over Votes . . . . .	0
Under Votes . . . . .	11

PCT.COMM. MONTEBELLO 1

(VOTE FOR) 1

(WITH 1 OF 1 PRECINCTS COUNTED)

NO CANDIDATE . . . . .	0
Total . . . . .	0
Over Votes . . . . .	0
Under Votes . . . . .	20

PCT.COMM. CARTHAGE 2

(VOTE FOR) 1

(WITH 1 OF 1 PRECINCTS COUNTED)

MAUREEN CRAWFORD . . . . .	22	100.00
Total . . . . .	22	
Over Votes . . . . .	0	
Under Votes . . . . .	4	

PCT.COMM. MONTEBELLO 2

(VOTE FOR) 1

(WITH 1 OF 1 PRECINCTS COUNTED)

NO CANDIDATE . . . . .	0
Total . . . . .	0
Over Votes . . . . .	0
Under Votes . . . . .	34

PCT.COMM. CARTHAGE 3

(VOTE FOR) 1

(WITH 1 OF 1 PRECINCTS COUNTED)

NO CANDIDATE . . . . .	0
Total . . . . .	0
Over Votes . . . . .	0
Under Votes . . . . .	20

PCT.COMM. MONTEBELLO 3

(VOTE FOR) 1

(WITH 1 OF 1 PRECINCTS COUNTED)

NO CANDIDATE . . . . .	0
Total . . . . .	0
Over Votes . . . . .	0
Under Votes . . . . .	29

PCT.COMM. CARTHAGE 4

(VOTE FOR) 1

(WITH 1 OF 1 PRECINCTS COUNTED)

NO CANDIDATE . . . . .	0
Total . . . . .	0
Over Votes . . . . .	0
Under Votes . . . . .	12

PCT.COMM. MONTEBELLO 4

(VOTE FOR) 1

(WITH 1 OF 1 PRECINCTS COUNTED)

STEPHEN MILLER. . . . .	13	100.00
Total . . . . .	13	
Over Votes . . . . .	0	
Under Votes . . . . .	0	

PCT.COMM. HANCOCK

(VOTE FOR) 1

(WITH 1 OF 1 PRECINCTS COUNTED)

MICHAEL R THOMPSON . . . . .	10	100.00
Total . . . . .	10	
Over Votes . . . . .	0	
Under Votes . . . . .	0	

Run Date:04/02/24 01:23 PM

		VOTES PERCENT			VOTES PERCENT
PCT.COMM. WARSAW 1					
(VOTE FOR) 1					
(WITH 1 OF 1 PRECINCTS COUNTED)					
NO CANDIDATE	.	.	.	.	0
Total	.	.	.	.	0
Over Votes	.	.	.	.	0
Under Votes	.	.	.	.	16
PCT.COMM. ST. MARYS					
(VOTE FOR) 1					
(WITH 1 OF 1 PRECINCTS COUNTED)					
NO CANDIDATE	.	.	.	.	0
Total	.	.	.	.	0
Over Votes	.	.	.	.	0
Under Votes	.	.	.	.	12
PCT.COMM. WARSAW 2					
(VOTE FOR) 1					
(WITH 1 OF 1 PRECINCTS COUNTED)					
NO CANDIDATE	.	.	.	.	0
Total	.	.	.	.	0
Over Votes	.	.	.	.	0
Under Votes	.	.	.	.	10
PCT.COMM. ROCKY RUN-WILCOX					
(VOTE FOR) 1					
(WITH 1 OF 1 PRECINCTS COUNTED)					
NO CANDIDATE	.	.	.	.	0
Total	.	.	.	.	0
Over Votes	.	.	.	.	0
Under Votes	.	.	.	.	6
PCT.COMM. WARSAW 3					
(VOTE FOR) 1					
(WITH 1 OF 1 PRECINCTS COUNTED)					
NO CANDIDATE	.	.	.	.	0
Total	.	.	.	.	0
Over Votes	.	.	.	.	0
Under Votes	.	.	.	.	20
PCT.COMM. WALKER					
(VOTE FOR) 1					
(WITH 1 OF 1 PRECINCTS COUNTED)					
PRESLEY STONEKING.	.	.	.	.	4 100.00
Total	.	.	.	.	4
Over Votes	.	.	.	.	0
Under Votes	.	.	.	.	0
PCT.COMM. ST. ALBANS					
(VOTE FOR) 1					
(WITH 1 OF 1 PRECINCTS COUNTED)					
JO ANN WEBSTER.	.	.	.	.	6 100.00
Total	.	.	.	.	6
Over Votes	.	.	.	.	0
Under Votes	.	.	.	.	1
PCT.COMM. WYTHE					
(VOTE FOR) 1					
(WITH 1 OF 1 PRECINCTS COUNTED)					
NO CANDIDATE	.	.	.	.	0
Total	.	.	.	.	0
Over Votes	.	.	.	.	0
Under Votes	.	.	.	.	8
PCT.COMM. BEAR CREEK					
(VOTE FOR) 1					
(WITH 1 OF 1 PRECINCTS COUNTED)					
NO CANDIDATE	.	.	.	.	0
Total	.	.	.	.	0
Over Votes	.	.	.	.	0
Under Votes	.	.	.	.	3
PCT.COMM. CHILI					
(VOTE FOR) 1					
(WITH 1 OF 1 PRECINCTS COUNTED)					
NO CANDIDATE	.	.	.	.	0
Total	.	.	.	.	0
Over Votes	.	.	.	.	0
Under Votes	.	.	.	.	8
PCT.COMM. HARMONY					
(VOTE FOR) 1					
(WITH 1 OF 1 PRECINCTS COUNTED)					
ARLIS DITTMER	.	.	.	.	8 100.00
Total	.	.	.	.	8
Over Votes	.	.	.	.	0
Under Votes	.	.	.	.	0
PCT.COMM. AUGUSTA					
(VOTE FOR) 1					
(WITH 1 OF 1 PRECINCTS COUNTED)					
TERRI BILLINGSLEY TOBIAS	.	.	.	.	13 100.00
Total	.	.	.	.	13
Over Votes	.	.	.	.	0
Under Votes	.	.	.	.	0

SUMMARY REPORT

General Primary  
March 19, 2024  
Hancock County, IL  
NONPARTISAN

Run Date:04/02/24 01:15 PM

VOTES PERCENT

COUNTY QUESTION  
(VOTE FOR) 1

(WITH 33 OF 33 PRECINCTS COUNTED)

NO. . . . .	1,495	53.99
YES . . . . .	1,274	46.01
Total . . . . .	2,769	
Over Votes . . . . .	0	
Under Votes . . . . .	72	